

1-1-2006

Measurement of deeply virtual compton scattering with a polarized-proton target

S. Chen

Angela Biselli

Fairfield University, abiselli@fairfield.edu

CLAS Collaboration

Copyright American Physical Society Publisher final version available at <http://prl.aps.org/abstract/PRL/v97/i7/e072002>

Peer Reviewed

Repository Citation

Chen, S.; Biselli, Angela; and CLAS Collaboration, "Measurement of deeply virtual compton scattering with a polarized-proton target" (2006). *Physics Faculty Publications*. 24.
<http://digitalcommons.fairfield.edu/physics-facultypubs/24>

Published Citation

Chen, S., et al. "Measurement of deeply virtual compton scattering with a polarized-proton target." *Physical review letters* 97.7 (2006): 072002. DOI: 10.1103/PhysRevLett.97.072002

This Article is brought to you for free and open access by the Physics Department at DigitalCommons@Fairfield. It has been accepted for inclusion in Physics Faculty Publications by an authorized administrator of DigitalCommons@Fairfield. For more information, please contact digitalcommons@fairfield.edu.

Measurement of Deeply Virtual Compton Scattering with a Polarized-Proton Target

S. Chen,¹ H. Avakian,² V. D. Burkert,² P. Eugenio,¹ G. Adams,³¹ M. Amarian,²⁹ P. Ambrozewicz,¹³ M. Anghinolfi,¹⁸ G. Asryan,³⁹ H. Bagdasaryan,^{39,29} N. Baillie,³⁸ J. P. Ball,⁴ N. A. Baltzell,³⁴ S. Barrow,¹ V. Batourine,²² M. Battaglieri,¹⁸ K. Beard,²¹ I. Bedlinskiy,²⁰ M. Bektasoglu,²⁹ M. Bellis,^{31,7} N. Benmouna,¹⁴ B. L. Berman,¹⁴ A. S. Biselli,⁷ B. E. Bonner,³² S. Bouchigny,^{2,19} S. Boiarinov,^{20,2} P. Bosted,² R. Bradford,⁷ D. Branford,¹² W. J. Briscoe,¹⁴ W. K. Brooks,² S. Bültmann,²⁹ C. Butuceanu,³⁸ J. R. Calarco,²⁶ S. L. Careccia,²⁹ D. S. Carman,²⁸ B. Carnahan,⁸ A. Cazes,³⁴ P. L. Cole,^{2,16} P. Collins,⁴ P. Coltharp,¹ D. Cords,² P. Corvisiero,¹⁸ D. Crabb,³⁷ H. Crannell,⁸ V. Crede,¹ J. P. Cummings,³¹ R. De Masi,⁹ R. De Vita,¹⁸ E. De Sanctis,¹⁷ P. V. Degtyarenko,² H. Denizli,³⁰ L. Dennis,¹ A. Deur,² K. V. Dharmawardane,²⁹ K. S. Dhuga,¹⁴ C. Djalali,³⁴ G. E. Dodge,²⁹ J. Donnelly,¹⁵ D. Doughty,^{10,2} M. Dugger,⁴ S. Dytman,³⁰ O. P. Dzyubak,³⁴ H. Egiyan,^{38,2} K. S. Egiyan,³⁹ L. El Fassi,³ L. Elouadrhiri,² R. Fatemi,²⁷ G. Fedotov,²⁵ G. Feldman,¹⁴ R. J. Feuerbach,⁷ T. A. Forest,²⁹ H. Funsten,³⁸ M. Garçon,⁹ G. Gavalian,²⁹ G. P. Gilfoyle,³³ K. L. Giovanetti,²¹ F. X. Girod,⁹ J. T. Goetz,⁵ E. Golovatch,¹⁸ A. Gonenc,¹³ R. W. Gothe,³⁴ K. A. Griffioen,³⁸ M. Guidal,¹⁹ M. Guillo,³⁴ N. Guler,²⁹ L. Guo,² V. Gyurjyan,² C. Hadjidakis,¹⁹ K. Hafidi,³ H. Hakobyan,³⁹ R. S. Hakobyan,⁸ J. Hardie,^{10,2} D. Heddle,² F. W. Hersman,²⁶ K. Hicks,²⁸ I. Hleiqawi,²⁸ M. Holtrop,²⁶ M. Huertas,³⁴ C. E. Hyde-Wright,²⁹ Y. Ilieva,¹⁴ D. G. Ireland,¹⁵ B. S. Ishkhanov,²⁵ E. L. Isupov,²⁵ M. M. Ito,² D. Jenkins,³⁶ H. S. Jo,¹⁹ K. Joo,¹¹ H. G. Juengst,²⁹ C. Keith,² J. D. Kellie,¹⁵ M. Khandaker,²⁷ K. Y. Kim,³⁰ K. Kim,²² W. Kim,²² A. Klein,²⁹ F. J. Klein,^{13,8} M. Klusman,³¹ M. Kossov,²⁰ L. H. Kramer,^{13,2} V. Kubarovskiy,³¹ J. Kuhn,^{31,7} S. E. Kuhn,²⁹ S. V. Kuleshov,²⁰ J. Lachniet,^{7,29} J. M. Laget,^{9,2} J. Langheinrich,³⁴ D. Lawrence,²⁴ Ji Li,³¹ A. C. S. Lima,¹⁴ K. Livingston,¹⁵ H. Lu,³⁴ K. Lukashin,⁸ M. MacCormick,¹⁹ N. Markov,¹¹ S. McAleer,¹ B. McKinnon,¹⁵ J. W. C. McNabb,⁷ B. A. Mecking,² M. D. Mestayer,² C. A. Meyer,⁷ T. Mibe,²⁸ K. Mikhailov,²⁰ R. Minehart,³⁷ M. Mirazita,¹⁷ R. Miskimen,²⁴ V. Mokeev,²⁵ L. Morand,⁹ S. A. Morrow,^{19,9} M. Moteabbed,¹³ J. Mueller,³⁰ G. S. Mutchler,³² P. Nadel-Turonski,¹⁴ J. Napolitano,³¹ R. Nasseripour,^{13,34} N. Natasha,³⁹ S. Niccolai,^{14,19} G. Niculescu,^{28,21} I. Niculescu,^{14,21} B. B. Niczyporuk,² M. R. Niroula,²⁹ R. A. Niyazov,^{29,2} M. Nozar,² G. V. O'Rielly,¹⁴ M. Osipenko,^{18,25} A. I. Ostrovidov,¹ K. Park,²² E. Pasyuk,⁴ C. Paterson,¹⁵ S. A. Philips,¹⁴ J. Pierce,³⁷ N. Pivnyuk,²⁰ D. Pocanic,³⁷ O. Pogorelko,²⁰ E. Polli,¹⁷ I. Popa,¹⁴ S. Pozdniakov,²⁰ B. M. Preedom,³⁴ J. W. Price,^{5,6} Y. Prok,³⁷ D. Protopopescu,^{26,15} L. M. Qin,²⁹ B. A. Raue,^{13,2} G. Riccardi,¹ G. Ricco,¹⁸ M. Ripani,¹⁸ B. G. Ritchie,⁴ F. Ronchetti,¹⁷ G. Rosner,¹⁵ P. Rossi,¹⁷ D. Rowntree,²³ P. D. Rubin,³³ F. Sabatié,^{29,9} C. Salgado,²⁷ J. P. Santoro,^{2,36} V. Sapunenko,^{18,2} R. A. Schumacher,⁷ V. S. Serov,²⁰ Y. G. Sharabian,² J. Shaw,²⁴ N. V. Shvedunov,²⁵ A. V. Skabelin,²³ E. S. Smith,² L. C. Smith,³⁷ D. I. Sober,⁸ A. Stavinsky,²⁰ S. S. Stepanyan,²² S. Stepanyan,² B. E. Stokes,¹ P. Stoler,³¹ I. I. Strakovsky,¹⁴ S. Strauch,³⁴ R. Suleiman,²³ M. Taiuti,¹⁸ D. J. Tedeschi,³⁴ U. Thoma,² A. Tkabladze,¹⁴ S. Tkachenko,²⁹ L. Todor,⁷ C. Tur,³⁴ M. Ungaro,¹¹ M. Vanderhaeghen,^{2,38} M. F. Vineyard,^{35,33} A. V. Vlassov,²⁰ D. P. Watts,¹⁵ L. B. Weinstein,²⁹ D. P. Weygand,² M. Williams,⁷ E. Wolin,² M. H. Wood,³⁴ A. Yegneswaran,² J. Yun,²⁹ L. Zana,²⁶ J. Zhang,²⁹ B. Zhao,¹¹ and Z. Zhao³⁴

(CLAS Collaboration)

¹Florida State University, Tallahassee, Florida 32306, USA

²Thomas Jefferson National Accelerator Facility, Newport News, Virginia 23606, USA

³Argonne National Laboratory, Argonne, Illinois, 60439, USA

⁴Arizona State University, Tempe, Arizona 85287-1504, USA

⁵University of California at Los Angeles, Los Angeles, California 90095-1547, USA

⁶California State University, Dominguez Hills, Carson, California 90747, USA

⁷Carnegie Mellon University, Pittsburgh, Pennsylvania 15213, USA

⁸Catholic University of America, Washington, DC 20064, USA

⁹CEA-Saclay, Service de Physique Nucléaire, F91191 Gif-sur-Yvette, France

¹⁰Christopher Newport University, Newport News, Virginia 23606, USA

¹¹University of Connecticut, Storrs, Connecticut 06269, USA

¹²Edinburgh University, Edinburgh EH9 3JZ, United Kingdom

¹³Florida International University, Miami, Florida 33199, USA

¹⁴The George Washington University, Washington, DC 20052, USA

¹⁵University of Glasgow, Glasgow G12 8QQ, United Kingdom

¹⁶Idaho State University, Pocatello, Idaho 83209, USA

¹⁷INFN, Laboratori Nazionali di Frascati, 00044 Frascati, Italy

¹⁸*INFN, Sezione di Genova, 16146, Genova, Italy*¹⁹*Institut de Physique Nucleaire ORSAY, Orsay, France*²⁰*Institute of Theoretical and Experimental Physics, Moscow, 117259, Russia*²¹*James Madison University, Harrisonburg, Virginia 22807, USA*²²*Kyungpook National University, Daegu 702-701, Republic of Korea*²³*Massachusetts Institute of Technology, Cambridge, Massachusetts 02139-4307, USA*²⁴*University of Massachusetts, Amherst, Massachusetts 01003, USA*²⁵*Moscow State University, General Nuclear Physics Institute, 119899 Moscow, Russia*²⁶*University of New Hampshire, Durham, New Hampshire 03824-3568, USA*²⁷*Norfolk State University, Norfolk, Virginia 23504, USA*²⁸*Ohio University, Athens, Ohio 45701, USA*²⁹*Old Dominion University, Norfolk, Virginia 23529, USA*³⁰*University of Pittsburgh, Pittsburgh, Pennsylvania 15260, USA*³¹*Rensselaer Polytechnic Institute, Troy, New York 12180-3590, USA*³²*Rice University, Houston, Texas 77005-1892, USA*³³*University of Richmond, Richmond, Virginia 23173, USA*³⁴*University of South Carolina, Columbia, South Carolina 29208, USA*³⁵*Union College, Schenectady, New York 12308, USA*³⁶*Virginia Polytechnic Institute and State University, Blacksburg, Virginia 24061-0435, USA*³⁷*University of Virginia, Charlottesville, Virginia 22901, USA*³⁸*College of William and Mary, Williamsburg, Virginia 23187-8795, USA*³⁹*Yerevan Physics Institute, 375036 Yerevan, Armenia*

(Received 4 May 2006; published 18 August 2006)

The longitudinal target-spin asymmetry A_{UL} for the exclusive electroproduction of high-energy photons was measured for the first time in $e\bar{p} \rightarrow e'p\gamma$. The data have been accumulated at JLab with the CLAS spectrometer using 5.7 GeV electrons and a longitudinally polarized NH_3 target. A significant azimuthal angular dependence was observed, resulting from the interference of the deeply virtual Compton scattering and Bethe-Heitler processes. The amplitude of the $\sin\phi$ moment is $0.252 \pm 0.042^{\text{stat}} \pm 0.020^{\text{sys}}$. Theoretical calculations are in good agreement with the magnitude and the kinematic dependence of the target-spin asymmetry, which is sensitive to the generalized parton distributions \tilde{H} and H .

DOI: [10.1103/PhysRevLett.97.072002](https://doi.org/10.1103/PhysRevLett.97.072002)

PACS numbers: 13.60.Fz, 13.60.Hb, 14.20.Dh

Generalized parton distributions (GPDs) have in recent years been recognized as a versatile tool to investigate and describe the structure of hadrons at the quark-gluon level. They are closely related to conventional parton distributions and also to hadronic form factors, and contain information that cannot be accessed by either of these quantities. Important aspects where GPDs can provide new insight are the spatial distributions of quarks and gluons within the nucleon and the contribution of quark orbital angular momentum to the nucleon spin. GPDs contain the information needed to construct a multidimensional image of the internal structure of the nucleon. The role of GPDs in hard exclusive reactions and their relation to the nucleon's spatial structure and orbital angular momentum are discussed in detail in Refs. [1–8].

At high photon virtuality Q^2 and high-energy transfer ν (Bjorken scaling regime), the scattering amplitude for exclusive processes can be factorized into a hard scattering part (exactly calculable in perturbative QCD), and a nucleon structure part parametrized via GPDs. This process, called the “handbag approximation,” is depicted in Fig. 1(a) for the case of high-energy photon production. In addition to the dependence on the parton momentum fraction x , GPDs depend on two more parameters, the fractional longitudinal momentum transfer ξ to the quark [9], and the momentum transfer t to the baryonic system.

One of the cleanest processes to access GPDs is deeply virtual Compton scattering (DVCS) in which one quark of the nucleon absorbs a virtual photon producing a real photon with the nucleon left intact. DVCS is most suitable for studying GPDs at moderate energies and in the valence quark regime. At low beam energies, the cross section for DVCS is small and masked by the more copious production of photons from the Bethe-Heitler (BH) process. However, DVCS contributions can be measured directly through the interference of DVCS and BH amplitudes, which result in helicity-dependent cross section differences or asymmetries. The beam spin asymmetry and the target-spin asymmetry can be measured using a polarized elec-

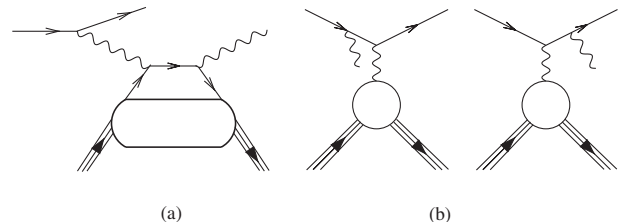


FIG. 1. Feynman diagrams for DVCS (a) and Bethe-Heitler processes (b) contributing to the amplitude of $ep \rightarrow ep\gamma$ scattering.

tron beam or a polarized target. The two asymmetries are sensitive to different combinations of GPDs and thus provide complementary information [10]. First experimental results on the beam spin asymmetry A_{LU} with longitudinally polarized beam (L) and unpolarized target (U) resulting from the DVCS-BH interference have been reported by both the CLAS [11] and HERMES [12] collaborations.

In this Letter we present the first measurement of exclusive DVCS in the target-spin asymmetry measured in the reaction $e\vec{p} \rightarrow e'p\gamma$. The target-spin asymmetry for unpolarized beam and longitudinally polarized target is defined as

$$A_{UL}(\phi) = \frac{d\sigma^{\uparrow}(\phi) - d\sigma^{\downarrow}(\phi)}{d\sigma^{\uparrow}(\phi) + d\sigma^{\downarrow}(\phi)}, \quad (1)$$

where \uparrow (\downarrow) represents the target polarization antiparallel (parallel) to the beam direction, and ϕ is the angle between the electron scattering plane and the production plane [13]. The experiment measures the DVCS contribution through its interference with the Bethe-Heitler (BH) process. In contrast to DVCS, where the photon is emitted from the nucleon, BH photons are emitted from the incoming or scattered electron (Fig. 1). While the BH cross section in most of the kinematic region is much larger than the DVCS cross section, the interference of the two contributions enhances the effect of DVCS and produces large cross section asymmetries for the target helicity aligned parallel or antiparallel with the electron beam. In the cross section difference, the helicity-independent BH contribution drops out and only the helicity-dependent interference term remains.

The asymmetry A_{UL} in leading order can be expressed in terms of GPDs [10]:

$$A_{UL}(\phi) \propto \left\{ \xi(F_1 + F_2) \left(\mathbf{H} + \frac{\xi}{1 + \xi} \mathbf{E} \right) + F_1 \tilde{\mathbf{H}} - \xi \left(\frac{\xi}{1 + \xi} F_1 + \frac{t}{4M^2} F_2 \right) \tilde{\mathbf{E}} \right\} \sin\phi, \quad (2)$$

where $\tilde{\mathbf{H}}$, \mathbf{H} , $\tilde{\mathbf{E}}$, and \mathbf{E} are sums over quark flavor of the corresponding GPDs with argument $x = \pm\xi$ [10], F_1 and F_2 are the known Dirac and Pauli form factors of the proton, and M is the rest mass of the proton. In the range of this experiment the asymmetry is dominated by both \mathbf{H} and $\tilde{\mathbf{H}}$, while $\tilde{\mathbf{E}}$ and \mathbf{E} are kinematically suppressed. The effect of the ϕ dependence of the denominator on the value of the $\sin\phi$ moment extracted from the asymmetry was found negligible.

The data were taken from September 2000 to April 2001 using the CEBAF Large Acceptance Spectrometer (CLAS) [14]. CLAS is a multigap magnetic spectrometer equipped with drift chambers for track reconstruction, scintillator counters for time-of-flight measurements, electromagnetic calorimeters (EC) to identify electrons and photons, and Cherenkov counters (CC) for electron identification. The polar angle coverage of EC is from 8° to 45° . Electrons at

5.7 GeV energy were incident on a longitudinally polarized $^{15}\text{NH}_3$ target. In this analysis, the asymmetry was averaged over the two beam helicities. The target [15] polarization was monitored online with a nuclear magnetic resonance (NMR) system, and ranged from 60% to 80%. Unpolarized ^4He and ^{12}C targets were used to study the dilution due to the unpolarized material present in the polarized target.

The exclusive process $e\vec{p}\gamma$ was determined by detecting all particles in the final state. Events were selected with the requirements that exactly one positive, one negative, and one neutral track were found for a given trigger, and the particle identifications for these tracks corresponded to an electron, a proton, and a photon, respectively. Deep inelastic kinematics was defined by selecting events with $Q^2 > 1 \text{ GeV}^2/c^2$, $W > 2 \text{ GeV}/c^2$, and $-t < 0.6 \text{ GeV}^2/c^2$, where W represents the photon-proton invariant mass.

For the $^{15}\text{NH}_3$ target, most of the events are from reactions on ^{15}N (see Fig. 2). There is also a large background from $e\vec{p} \rightarrow e'p\pi^0$ events where only one photon from the π^0 decay was detected. These backgrounds were suppressed by requiring that the detected photon in the over-constrained $e\vec{p} \rightarrow e'p\gamma$ reaction was within 2 degrees of the photon angle predicted from the observed scattered e' and p (see Fig. 2). The angle cut $\theta_{\gamma X}$ was defined based on Monte Carlo (MC) study. For further analysis events were selected within the missing mass $\vec{p}(e, e'p)X$ range $-0.12 (\text{GeV}/c^2)^2 < M_X^2 < 0.12 (\text{GeV}/c^2)^2$.

Figure 3(a) shows the azimuthal dependence of A_{UL} , which is defined as

$$A_{UL}(\phi) = \frac{N^{\uparrow}(\phi) - N^{\downarrow}(\phi)}{f[P_t^{\uparrow}N^{\uparrow}(\phi) + P_t^{\downarrow}N^{\downarrow}(\phi)]}, \quad (3)$$

where N^{\uparrow} and N^{\downarrow} are the luminosity-normalized and acceptance-corrected numbers of $e\vec{p} \rightarrow e'p\gamma$ events at

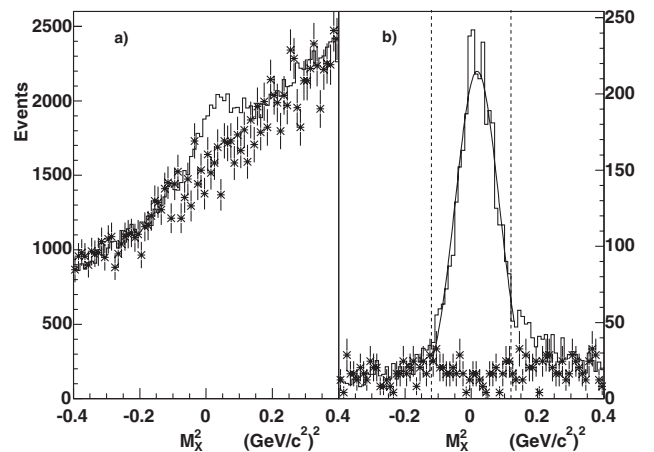


FIG. 2. Missing mass squared distribution of the system (ep) for reaction $e\vec{p} \rightarrow e'p\gamma$. Panels (a) and (b) show the M_X^2 spectrum before and after the cut $\theta_{\gamma X} < 2^\circ$. The ^{12}C data (stars) are normalized to the $^{15}\text{NH}_3$ data (solid line) using the negative tail of the M_X^2 . The two dashed lines show the final cut on M_X^2 to select single photon production.

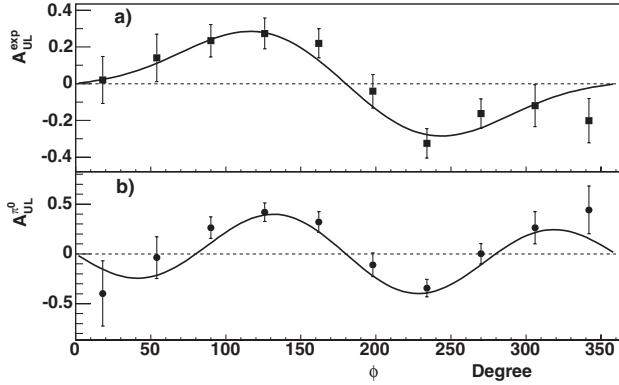


FIG. 3. Azimuthal angle ϕ dependence of the measured target-spin asymmetry for photons (a) and π^0 (b). The solid curves represent the fitted function $\alpha \sin\phi + \beta \sin 2\phi$ with parameters $\alpha = 0.240 \pm 0.042$ and $\beta = -0.087 \pm 0.045$ (a), and $\alpha = 0.109 \pm 0.056$ and $\beta = -0.319 \pm 0.061$ (b). In (a), the photon events are still contaminated by π^0 events.

positive and negative target helicity, respectively, P_i^\uparrow and P_i^\downarrow are absolute values of the corresponding target polarizations, and $f = 0.901 \pm 0.035$ is the dilution factor, which is defined as the ratio of the number of events from hydrogen and from NH_3 .

The above photon event sample remains contaminated by photons from π^0 decays that were not removed by the angle cut. In order to correct for this contamination, we analyzed π^0 events in the same kinematic range as the single γ events. Events were selected requiring one electron, one proton, and two detected photons. Most of these events are from nuclear protons, for which the squared missing mass M_X^2 is much different from the nominal $M_{\pi^0}^2 = 0.018 (\text{GeV}/c^2)^2$. Using a similar technique as was used in the DVCS-BH event selection, we placed a cut on the difference of the measured and the predicted π^0 angles of $\theta_{\pi^0 X} < 2.5^\circ$, where the π^0 angle was reconstructed from measured photons, while the angle of X is predicted using 4-momentum conservation for $e\vec{p} \rightarrow e'pX$ assuming free proton kinematics. The π^0 events were further selected with cuts $0.05 \text{ GeV}/c < M_{\gamma\gamma} < 0.18 \text{ GeV}/c$ and $-0.1 (\text{GeV}/c^2)^2 < M_X^2 < 0.14 (\text{GeV}/c^2)^2$. For the identified π^0 events, the dilution factor was $f = 0.782 \pm 0.036$.

Figure 3(b) shows the azimuthal dependence of $A_{\text{UL}}^{\pi^0}$, which was used to correct the DVCS asymmetry for π^0 contamination. We note that the asymmetry for π^0 production has a dominant $\sin 2\phi$ dependence while the asymmetry for photon production has a dominant $\sin\phi$ dependence even before π^0 contributions are fully removed from the single photon sample. To estimate the remaining π^0 contamination in the single γ events, a MC study was performed. DVCS-BH and π^0 events were generated and passed through GSIM, the GEANT-based simulation software package of the CLAS spectrometer. The output of GSIM was processed using the same procedure as was used for the data. The MC π^0 spectrum was normalized to the

number of π^0 events observed in the data. Following the same procedure as was used in the selection of DVCS-BH events, π^0 events with only one photon detected were selected to simulate the background from π^0 . The ϕ dependence of the π^0 fraction (F_{π^0}) is shown in Table I.

Finally, the fully corrected target-spin asymmetry for single γ production was determined using equation:

$$A_{\text{UL}}^{\text{exp}}(\phi) = F_\gamma(\phi)A_{\text{UL}}(\phi) + F_{\pi^0}(\phi)A_{\text{UL}}^{\pi^0}(\phi), \quad (4)$$

where $A_{\text{UL}}^{\text{exp}}$ is the experimentally measured asymmetry with the π^0 background as shown in Fig. 3(a), $A_{\text{UL}}^{\pi^0}$ is the target-spin asymmetry for π^0 as shown in Fig. 3(b), and $F_\gamma = 1 - F_{\pi^0}$ is the fraction of DVCS-BH.

The azimuthal dependence of the final asymmetry A_{UL} is shown in Fig. 4 at $\langle Q^2 \rangle = 1.82 \text{ GeV}^2/c^2$, $\langle -t \rangle = 0.31 \text{ GeV}^2/c^2$, and $\langle \xi \rangle = 0.16$. The ϕ dependence was fitted with the function $\alpha \sin\phi + \beta \sin 2\phi$ (solid curve) with parameters $\alpha = 0.252 \pm 0.042^{\text{stat}} \pm 0.020^{\text{sys}}$, and $\beta = -0.022 \pm 0.045^{\text{stat}} \pm 0.021^{\text{sys}}$. The A_{UL} is dominated by the $\sin\phi$ term while the $\sin 2\phi$ term is compatible with zero within the error bars, indicating that higher twists do not contribute significantly in our kinematical range.

To obtain information on the kinematic dependence of the $\sin\phi$ moment of A_{UL} ($A_{\text{UL}}^{\sin\phi}$) [13], the data were divided into 3 bins in ξ and $-t$, respectively. The leading term $A_{\text{UL}}^{\sin\phi}$ was extracted for each bin. The results are shown in Fig. 5, where the asymmetry was integrated over the other kinematic variables. A clear ξ dependence of $A_{\text{UL}}^{\sin\phi}$ is seen, with asymmetries increasing with ξ . The theoretical calculations shown in Figs. 4 and 5 have been obtained by including target mass corrections. Unlike deep inelastic scattering (DIS), a full calculation of such corrections is still an open problem for DVCS. We have, however, included the kinematical higher twist effects in the twist-2 amplitude. In the presence of those effects the GPDs entering in the asymmetry Eq. (2) are proportional to GPDs at (ξ', ξ, t) , where the difference between ξ' and ξ include terms proportional to M^2/Q^2 and $-t/Q^2$ as shown in Ref. [9]. As can be noticed on Figs. 4 and 5, the thus obtained theoretical calculation agrees within experimental uncertainties well with the measurement.

In Figs. 4 and 5, the error bars are statistical, and the systematic uncertainty is shown as a band at the bottom. The sources of systematic uncertainties are identified as the dilution factor calculation ($\sim 4\%$), estimation of target

TABLE I. The π^0 fraction and statistical uncertainties in observed single photon events.

ϕ (degree)	$F_{\pi^0} \pm \Delta F_{\pi^0}$	ϕ (degree)	$F_{\pi^0} \pm \Delta F_{\pi^0}$
0–36	0.106 ± 0.010	180–216	0.373 ± 0.022
36–72	0.117 ± 0.009	216–252	0.313 ± 0.019
72–108	0.242 ± 0.018	252–288	0.216 ± 0.015
108–144	0.324 ± 0.021	288–324	0.103 ± 0.008
144–180	0.414 ± 0.023	324–360	0.101 ± 0.007

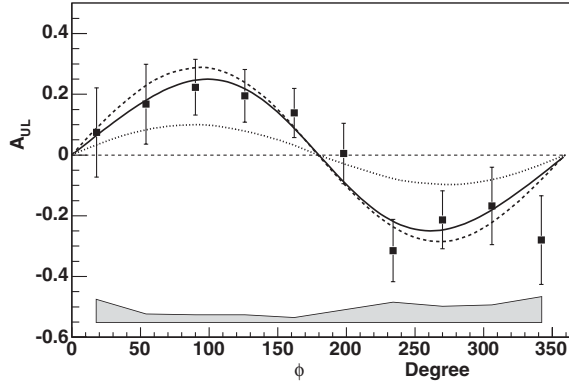


FIG. 4. The azimuthal angle ϕ dependence of the target-spin asymmetry for exclusive electroproduction of photons after subtraction of the π^0 background. The dashed curve is the full model prediction using the ξ -dependent GPD parametrization [9] ($b_{\text{val}} = b_{\text{sea}} = 1$, and $E = \bar{E} = 0$) based on MRST02 unpolarized PDFs [20] and polarized PDFs [21] for the twist-2 terms, and higher twists included in those terms. The dotted curve shows the asymmetry when $\tilde{H} = 0$. The solid curve is described in the text.

polarization ($\sim 7\%$), ^{15}N polarization ($\sim 0.5\%$) [16], radiative corrections ($< 0.1\%$) [17], evaluation of the π^0 -decay background from MC simulations ($< 2.5\%$), and the angle cut ($< 5\%$).

Combined with the data expected from precision measurements of the beam spin asymmetry which is dominated by GPD H [18], these results will allow us to constrain different GPDs. The target-spin asymmetry in DVCS is also under study at HERMES [19].

In summary, we have presented the target-spin asymmetry for exclusive electroproduction of photons. A significant $\sin\phi$ moment of the target-spin asymmetry is observed and is consistent with predictions based on the GPD formalism. The measured asymmetry is consistent with predictions of a large contribution from GPD \tilde{H} .

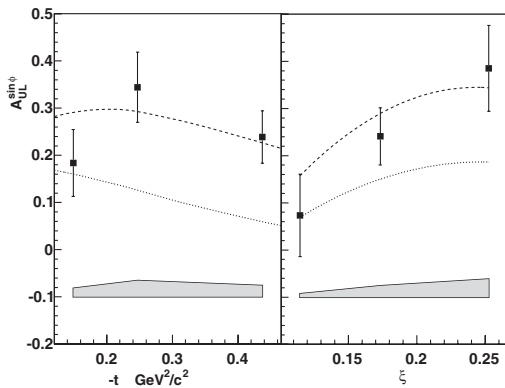


FIG. 5. The left panel shows the $-t$ dependence of the $\sin\phi$ moment of A_{UL} for exclusive electroproduction of photons, while the right shows the ξ dependence. Curves as in Fig. 4.

Kinematic dependences of the target-spin asymmetry have also been studied. The leading term $A_{UL}^{\sin\phi}$ increases with increasing ξ , in agreement with the model prediction.

We gratefully acknowledge the outstanding efforts of the staff of the Accelerator and Physics Division at Jefferson Lab that made this experiment possible. This work was supported in part by the U.S. Department of Energy (No. DE-FG02-92ER40735) and the National Science Foundation, the Italian Istituto Nazionale di Fisica Nucleare, the French Centre National de la Recherche Scientifique, the French Commissariat à l'Énergie Atomique, the UK Engineering and Physical Science Research Council, and the Korean Research Foundation. The Southeastern Universities Research Association (SURA) operates the Thomas Jefferson National Accelerator Facility for the United States Department of Energy under Contract No. DE-AC05-84ER40150.

- [1] D. Müller *et al.*, Fortschr. Phys. **42**, 101 (1994).
- [2] X. Ji, Phys. Rev. Lett. **78**, 610 (1997).
- [3] A. V. Radyushkin, Phys. Lett. B **380**, 417 (1996); Phys. Rev. D **56**, 5524 (1997).
- [4] K. Goeke, M. Polyakov, and M. Vanderhaeghen, Prog. Part. Nucl. Phys. **47**, 401 (2001).
- [5] M. Diehl, Phys. Rep. **388**, 41 (2003).
- [6] A. Belitsky, X. Ji, and F. Yuan, Phys. Rev. D **69**, 074014 (2004).
- [7] A. Belitsky and A. Radyushkin, Phys. Rep. **418**, 1 (2005).
- [8] M. Burkardt, Int. J. Mod. Phys. A **18**, 173 (2003); **21**, 926 (2006).
- [9] M. Vanderhaeghen, P.A.M. Guichon, and M. Guidal, Phys. Rev. D **60**, 094017 (1999).
- [10] A. Belitsky, D. Müller, and A. Kirchner, Nucl. Phys. **B629**, 323 (2002).
- [11] S. Stepanyan *et al.*, Phys. Rev. Lett. **87**, 182002 (2001).
- [12] A. Airapetian *et al.*, Phys. Rev. Lett. **87**, 182001 (2001).
- [13] A. Bacchetta *et al.*, Phys. Rev. D **70**, 117504 (2004).
- [14] B. A. Mecking *et al.*, Nucl. Instrum. Methods Phys. Res., Sect. A **503**, 513 (2003).
- [15] C.D. Keith *et al.*, Nucl. Instrum. Methods Phys. Res., Sect. A **501**, 327 (2003).
- [16] D.G. Crabb *et al.*, Nucl. Instrum. Methods Phys. Res., Sect. A **356**, 9 (1995).
- [17] A. V. Afanasev, M.I. Konchatnij, and N.P. Merenkov, J. Exp. Theor. Phys. **102**, 220 (2006).
- [18] CEBAF experiments E-01-113/06-003 (CLAS) and E-00-110 (Hall A). More information on these experiments is available at: http://www.jlab.org/exp_prog/generated/ap-phalla.html, http://www.jlab.org/exp_prog/generated/ap-phallb.html.
- [19] M. Kopytin (HERMES Collaboration), *13th International Workshop on Deep Inelastic Scattering*, AIP Conference Proceedings Vol. 792 (AIP, New York, 2005).
- [20] A.D. Martin, R.G. Roberts, W.J. Stirling, and R.S. Thorne, Phys. Lett. B **531**, 216 (2002).
- [21] E. Leader, A. V. Sidorov, and D.B. Stamenov, Phys. Rev. D **58**, 114028 (1998).