

2012

## The Resource Based View of IT Business Value: Complementary Investments or Embedded Knowledge?

Vishnu Vinekar  
Fairfield University, [vvinekar@fairfield.edu](mailto:vvinekar@fairfield.edu)

J.T.C. Teng

Follow this and additional works at: <https://digitalcommons.fairfield.edu/business-facultypubs>  
Preprint of an article submitted for consideration in Journal of Information & Knowledge Management © 2012 copyright World Scientific Publishing Company.  
<http://www.worldscinet.com/jikm/jikm.shtml>

---

### Repository Citation

Vinekar, Vishnu and Teng, J.T.C., "The Resource Based View of IT Business Value: Complementary Investments or Embedded Knowledge?" (2012). *Business Faculty Publications*. 46.  
<https://digitalcommons.fairfield.edu/business-facultypubs/46>

### Published Citation

Vinekar, Vishnu & Teng, J.T.C (forthcoming-[2012]) The Resource Based View of IT Business Value: Complementary Investments or Embedded Knowledge? *Journal of Information and Knowledge Management*. [Vol.11, issue 1].

This item has been accepted for inclusion in DigitalCommons@Fairfield by an authorized administrator of DigitalCommons@Fairfield. It is brought to you by DigitalCommons@Fairfield with permission from the rights-holder(s) and is protected by copyright and/or related rights. **You are free to use this item in any way that is permitted by the copyright and related rights legislation that applies to your use. For other uses, you need to obtain permission from the rights-holder(s) directly, unless additional rights are indicated by a Creative Commons license in the record and/or on the work itself.** For more information, please contact [digitalcommons@fairfield.edu](mailto:digitalcommons@fairfield.edu).

Editorial Manager(tm) for Journal of Information and Knowledge Management  
Manuscript Draft

Manuscript Number:

Title: THE RESOURCE-BASED VIEW OF IT BUSINESS VALUE: COMPLEMENTARY INVESTMENTS OR EMBEDDED KNOWLEDGE?

Article Type: Research Paper

Keywords: IT business value; resource-based view; direct effects; interaction effects; knowledge effects

Corresponding Author: Vishnu Vinekar, Ph.D. in Business Administration

Corresponding Author's Institution:

First Author: Vishnu Vinekar, Ph.D.

Order of Authors: Vishnu Vinekar, Ph.D.; Vishnu Vinekar, Ph.D. in Business Administration; James T. C. Teng, Ph.D.

Abstract: In this paper we test a primary postulate of the resource-based theory of IT business value. From this perspective, IT is not rare but pervasive, and it is only the combination of investments with other resources that makes the investment inimitable. Therefore, the effect of IT on firm performance cannot be direct effects, but rather firm performance can only be affected when IT expenditures are combined with other investments. We test this theory using panel data of large firms spanning 7 years. Firm level data is gathered from Compustat and matched to IS Budget data from InformationWeek's annual rankings. We find that no support for the RBV postulate that IT Expenditure cannot have direct competitive advantage but must be combined with expenditure on other assets to effect firm performance. Instead we find support for the opposing hypotheses: IT expenditure and capital expenditures have independent, direct effects on firm revenue as well as firm profit, even in the presence of the interaction variable. The results imply that IT investments may be a source of direct competitive advantage, unlike the postulate of the resource-based view theorists. This may be because an IT system has embedded knowledge and creates knowledge, making it rare and imperfectly imitable. Rather than investing in generic IT systems and trying to obtain uniqueness from investments in complementary resources, firms can try embedding firm-specific knowledge when designing or modifying their systems and using their systems to create knowledge. This is the first study to test the resource-based view's postulate that value from IT comes only with the combination of IT investments and investments in other assets and not from direct effects. By disproving this postulate, we open the door to new hypotheses based on knowledge in and from IT systems.

# THE RESOURCE-BASED VIEW OF IT BUSINESS VALUE: COMPLEMENTARY INVESTMENTS OR EMBEDDED KNOWLEDGE?

## Abstract

*In this paper we test a primary postulate of the resource-based theory of IT business value. From this perspective, IT is not rare but pervasive, and it is only the combination of investments with other resources that makes the investment inimitable. Therefore, the effect of IT on firm performance cannot be direct effects, but rather firm performance can only be affected when IT expenditures are combined with other investments. We test this theory using panel data of large firms spanning 7 years. Firm level data is gathered from Compustat and matched to IS Budget data from InformationWeek's annual rankings. We find that no support for the RBV postulate that IT Expenditure cannot have direct competitive advantage but must be combined with expenditure on other assets to effect firm performance. Instead we find support for the opposing hypotheses: IT expenditure and capital expenditures have independent, direct effects on firm revenue as well as firm profit, even in the presence of the interaction variable. The results imply that IT investments may be a source of direct competitive advantage, unlike the postulate of the resource-based view theorists. This may be because an IT system has embedded knowledge and creates knowledge, making it rare and imperfectly imitable. Rather than investing in generic IT systems and trying to obtain uniqueness from investments in complementary resources, firms can try embedding firm-specific knowledge when designing or modifying their systems and using their systems to create knowledge. This is the first study to test the resource-based view's postulate that value from IT comes only with the combination of IT investments and investments in other assets and not from direct effects. By disproving this postulate, we open the door to new hypotheses based on knowledge in and from IT systems.*

**Keywords:** IT business value, resource-based view, direct effects, interaction effects, knowledge effects.

## Introduction

The business value of Information Technology (IT) has been a central question of Information Systems research. As firm IT Expenditure increased by orders of magnitude from the 1960s to the 1990s (Carr, 2003), IS research has searched for evidence of the expected benefits of this expenditure. According to Melville, Kraemer and Gurbaxani (2004), IT business value is defined as “the organizational performance impacts of information technology at both the intermediate process level and the organization-wide level, and comprising both efficiency impacts and competitive impacts”. Researchers have built up a considerable body of literature over the years. The initial debate on the IT productivity paradox (Brynjolfsson, 1993) was resolved with empirical evidence of strong positive relations between IT investments and firm productivity (Hitt & Brynjolfsson, 1996). However, there is evidence contradicting the implication that productivity benefits lead to an increase in firm profits (Hitt & Brynjolfsson 1996, Mahmood & Mann 1993, Peslak 2003). For example, Mahmood & Mann (1993) find that IT budget negatively affects performance; Hitt & Brynjolfsson (1996) find a negative relationship between IT Expenditure and firm performance. New theories have emerged recently to explain these conflicting findings, a prominent one in the theoretical literature on IT Business Value is the resource-based view (Bharadwaj, 2000; Melville, Kramer and Gurbaxani, 2004). This view states that the impact of IT on firm performance should not be considered in isolation, but instead should be considered in conjunction with complementary assets of the firm. After this view received attention in the theoretical literature, empirical work in this area has recently started. In addition, although the few empirical studies have attempted to model indirect effects of IT (for example, see Ranganathan & Brown 2006; Tanriverdi 2006; Zhang 2007), the RBV’s postulate that the direct effects of IT do not exist, and that business value is obtained solely through a combination of IT investments and investments in complementary assets has not been tested empirically.

This paper attempts to test this theory with the following research questions: Does firm expenditure on IT have independent effects on firm performance? Or do the effects on firm performance come more through an interaction effect with complementary resources? We address these two research questions by using panel data on large firms over seven years, and find that the effects of both IT and complementary resources are indeed independent and not an interaction effect as the resource based view suggests.

1  
2  
3  
4 The remainder of this paper is organized as follows: First, we review the relevant literature and then  
5  
6 develop our theoretical framework by building upon these studies. We then specify our research model and  
7  
8 hypothesis. We test the hypothesis from a set of panel data on US firms over a seven-year period. Following this, we  
9  
10 discuss the results in detail, and explain the contributions to research and practice. Finally, we end with the  
11  
12 limitations of this study and directions for future research.  
13

## 14 15 **Literature review** 16 17

18  
19 From the very beginning of computer applications in business, the seminal paper by Leavitt & Whisler  
20  
21 (1958) defined the term “information technology” and was among the first to predict the vast contribution that this  
22  
23 new technology would have. Since then, a vast literature on the role of IT in creating business value has been  
24  
25 developed. In this section, we will summarize the theoretical and conceptual advances, and provide a brief review  
26  
27 of empirical works related to this area.  
28

### 29 30 *Theoretical and Empirical Research* 31

32  
33 Early empirical work in IT business value was developed mostly from the transaction cost economics  
34  
35 perspective (Williamson, 1975). Building on this, empirical works suggest that IT does improve productivity  
36  
37 (Brynjolfsson 1993). However, although it is implied theoretically that these productivity gains make the firm more  
38  
39 profitable, empirical research contradicts this relationship. Hitt & Brynjolfsson (1996) were among the first to  
40  
41 make the distinction between productivity and profitability. They explicitly stated that these are very different  
42  
43 measures and should be studied as such. Although their empirical results show that IT has a strong relationship with  
44  
45 productivity, they also find a weak negative relationship with profitability. They argue that this may be because  
46  
47 productivity gains are competed away between firms. Therefore, instead of retaining these productivity gains as  
48  
49 profits, they are passed on to consumers.  
50

51  
52 Theory built on the resource-based view believes this postulate; i.e., IT can affect productivity but cannot  
53  
54 directly affect firm profit, as IT is copied by other firms and therefore not a source of competitive advantage (Carr,  
55  
56 2003). This view states that sustained competitive advantage comes from resources that are valuable, rare, and  
57  
58 imperfectly imitable (Barney 1991). This view states that IT is neither rare nor imperfectly imitable, it cannot be a  
59  
60 source of competitive advantage, and therefore cannot increase firm profits. However, RBV theorists believe that  
61  
62  
63  
64  
65

1  
2  
3  
4 even though IT Expenditure cannot have direct effects on firm profits, the combination of expenditure on IT and  
5  
6 expenditure on other resources can jointly have an effect on profits (Bharadwaj 2000; Melville et al 2004). Melville  
7  
8 et al (2004) develop a model of IT Business Value from the resource-based perspective, in which IT is combined  
9  
10 with other organizational resources and is deployed within business processes to improve business process  
11  
12 performance, which in turn contributes to organizational performance. Melville et al (2004) make a significant  
13  
14 contribution in developing an RBV based model. In this model, investing in Information Technology does not create  
15  
16 value on its own; rather, the firm has to invest in other resources, and the combination of investments make the  
17  
18 organization more productive and profitable. In addition, information systems implementations need considerable  
19  
20 organizational change to succeed, including additional investments in other physical assets (Bharadwaj, 2000;  
21  
22 Melville, et al, 2004).  
23  
24

25 Following the theoretical work, a few recent studies have started looking for indirect effects of IT (for  
26  
27 example, see Ranganathan & Brown 2006; Tanriverdi 2006; Zhang 2007). For example, Ranganathan and Brown  
28  
29 (2006) indirectly study complementary effect by looking at ERP projects' physical scope and functional scope. They  
30  
31 assume that ERP project with greater physical and functional scope will have greater investments in complementary  
32  
33 resources, and therefore will have greater competitive advantage. Similarly, Tanriverdi (2006) looks for  
34  
35 performance effects synergies between the business units of multibusiness firms investing in IT. Zhang (2007)  
36  
37 studies whether certain unique organizational qualities that complement information systems help firm performance  
38  
39 and finds that some do while others do not. However, these studies do not test the RBV postulate that the indirect  
40  
41 effects overshadow the direct effects of IT on firm performance. This is the central research question of this paper.  
42  
43

44 There are also some methodological concerns in the empirical literature. Most empirical studies do not  
45  
46 incorporate a time lag between IT investment and firm performance. This seems problematic from theoretical as  
47  
48 well as empirical standpoints. Theoretically, IT Expenditure tends to require learning periods before benefits are  
49  
50 realized. Empirically, studies show that several investments demonstrate benefits only after a time lag. For example,  
51  
52 Nicolaou (2004) finds that ERP investments only show benefits two years after implementation. Therefore, in our  
53  
54 model, we explicitly consider time lags between IT Expenditure and its effects on firm performance.  
55  
56  
57  
58  
59  
60  
61  
62  
63  
64  
65

## Research Model and Hypothesis

As seen in the literature review, there are a few gaps in research on Resource Based View models on IT Business Value. The most important of these is that the resource based view of IT Business Value posits that the effects of IT on firm profit are not direct, and can only be affected by combining it with complementary resources. This has not been explicitly tested in the empirical literature. The empirical survey leads us to the further structuring of the model to reflect the intricate time legs. Our model enables us to move further in building up the cumulative research tradition.

As with previous theoretical literature, IT Expenditure can have a positive impact on Firm Revenue. However, the impact of IT on firm revenue needs changes in business processes. For example, Toyota and Dell gained tremendous revenue and profit improvements by switching from mass manufacturing to Just-In-Time. Similarly, Wal-Mart gained these advantages by switching from ordering and shipping in bulk to ordering and shipping only what was sold. These changes required not only the Information technology to enable large quantities of small orders and mass customization, but it also required massive amounts of Business Process Reengineering, including major capital expenditure on changes in the company's physical and organizational resources. Toyota needed to change their plants to accommodate quick die switching instead of storing huge numbers of auto parts, Dell needed to change to a mass customization model to accommodate various permutations and combinations of customer orders, and Wal-Mart had to switch from a model that had large warehouses to replenish sold goods to using only what could be stored on retail shelves and speedy replenishment from tens of thousands of suppliers. Revenue can be greatly improved, however, these require both IT Expenditure as well as simultaneous Capital Expenditures. In the hypotheses following this reasoning, we explicitly incorporate a time lag. This is because the effects of expenditure on IT and Capital Expenditure do not result in immediate improvements. Changes in business processes, organizational structure and strategy take time to show results.

According to the RBV, the effects of IT on Firm Revenue are not direct effects as IT is not rare and inimitable. Therefore, the effect of IT on Firm Revenue does not occur directly, but occurs instead solely through an interaction with spending in capital expenditure. To tests this, we examine the RBV hypothesis against the opposing direct effects hypotheses:

Resource-Based View (RBV) hypothesis:

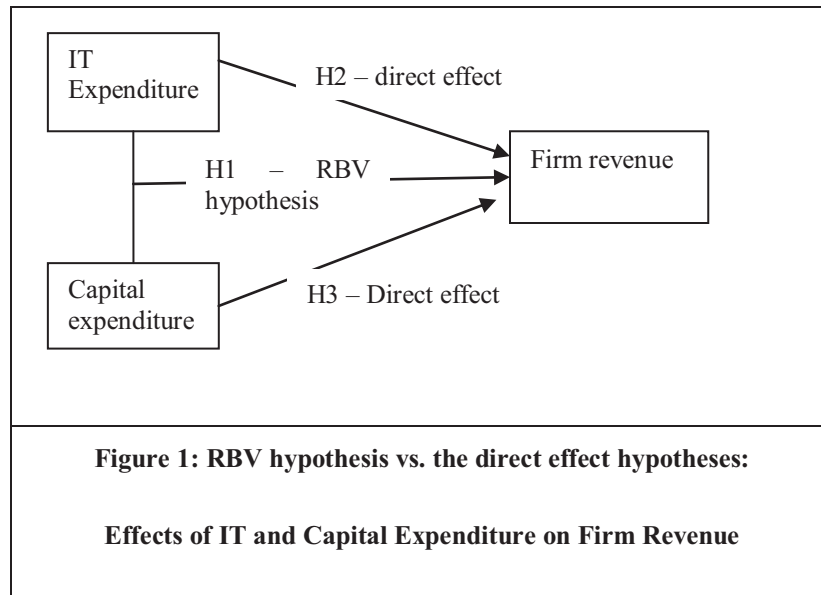
H1: IT Expenditure and Capital Expenditures in time 1 have an interaction effect on Firm Revenue in time 2.  
2. The greater the Capital expenditures, the more IT Expenditure will affect Firm Revenue.

Opposing hypotheses (direct effect hypotheses)

H2: IT Expenditure in time 1 has a more positive relationship than the interaction of IT Expenditure and Capital Expenditure on Firm Revenue in time 2

H3: Capital Expenditures in time 1 has a more positive relationship than the interaction of IT Expenditure and Capital Expenditure on Firm Revenue in time 2

These hypotheses are shown in Figure 2.



According to the resource-based view, resources that are valuable, rare, imperfectly imitable and have limited substitutability should result in an increase in the “rents” extracted by the firm (Barney, 1991). Therefore, if the combination of IT and Capital expenditures forms such a resource, it should result in an increase in Firm profit. In addition, according to Industrial Economics literature, improvements in firm revenue should result in a rise in firm profit. Therefore, the effects of IT and Capital Expenditures on revenue should be similar on firm profit as well. The RBV literature is more explicit about effects on firm profit. If any revenue gains are obtained directly from IT, these cannot translate into firm profit as IT is neither rare nor inimitable. Therefore, any revenue gains will be copied by other firms and the resulting profit gains will be competed away. Therefore, IT cannot directly provide a



1  
2  
3  
4 competitive advantage. Instead, any profit gains from IT can only accrue through an interaction with expenditure on  
5 other capital resources. Similar to firm revenue, we test the RBV hypothesis against the direct effect hypotheses on  
6 firm profit from IT. In this case we assume a longer time lag, as Firm Profit is more downstream than Firm Revenue,  
7 and therefore may take a longer time to be affected by firm expenditures.  
8  
9

10  
11  
12 Here, the RBV hypothesis is:

13  
14  
15 H4: IT Expenditure and Capital Expenditures in time 1 have an interaction effect on Firm Profit in time 3.  
16

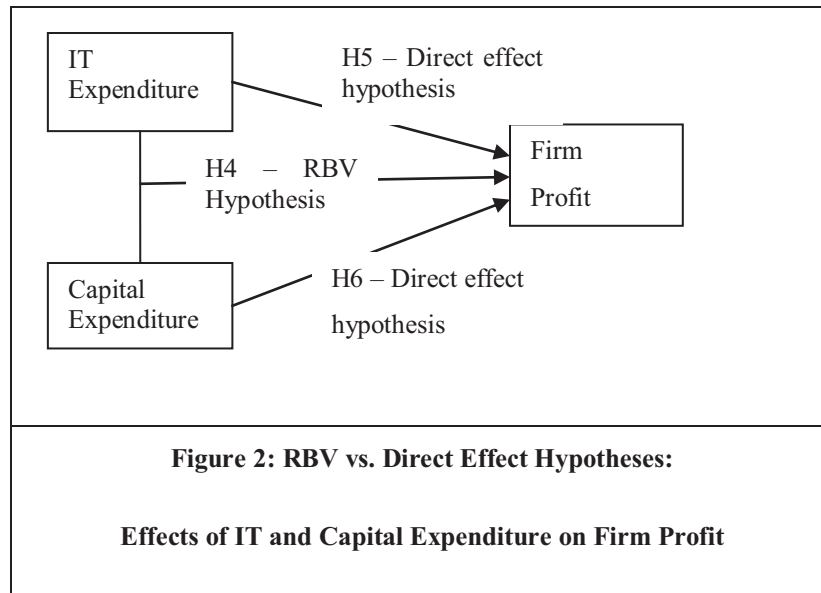
17 The greater the Capital Expenditures, the more IT Expenditure will effect Firm Profit.  
18

19  
20 We test this against the opposing direct effect hypotheses:

21  
22 H5: IT Expenditure in time 1 has a more positive relationship than the interaction effect IT Expenditure and  
23 Capital Expenditure with Firm Profit in time 3  
24

25  
26 H6: Capital Expenditures in time 1 has a more positive relationship than the interaction effect IT  
27 Expenditure and Capital Expenditure with Firm Profit in time 3  
28  
29

30  
31  
32 These hypotheses are shown in Figure 3.  
33



## Methodology

The data was obtained from secondary sources, including IS budgets from InformationWeek magazine matched to firm level data from Standard & Poor's Compustat database.

Data on IS budgets was gathered from InformationWeek magazine's website. InformationWeek magazine publishes an annual survey of 500 firms called the InformationWeek 500, in which it collects data on IT practices of various large firms in the United States, and ranks 500 of these firms based on the magazine editor's criteria for IT innovation. This data is collected through an extensive mail, phone, and fax survey of large firms, and their annual revenues are verified against public sources (InformationWeek, 2001). As part of this survey, data on IS Budgets is also collected from the respondents. The list is available online with archives going back to 1991, and for the surveys for 1991 through 1997, the data on IS Budgets is included as part of the online publication. We collected this data, along with the company's name and revenue for these seven years.

Standard & Poor's Compustat database was used to collect firm-level data to measure revenue and performance. We matched the firms in the InformationWeek data set to those in the Compustat database. Initially, we attempted to match these firms by matching the name of the firm reported by InformationWeek to the most similar name in the Compustat database. However, this method was highly inaccurate due to name changes, mergers, and acquisitions. For example, "Monsanto" in the InformationWeek data set was matched to "Monsanto Co" in the Compustat database. However, these are two different companies – "Monsanto" as referred to in InformationWeek merged with Pharmacia in 2000 and took the Pharmacia name. Pharmacia, in turn, spun off its agriculture business and named it Monsanto, and the latter firm is the one in Compustat named "Monsanto Co". The firm that InformationWeek referred to is named "Pharmacia Corp" in the Compustat database. To ensure data integrity, we used revenue as a primary factor to match between the two data sets. This factor is more credible as InformationWeek verifies the company's revenue as it only includes US firms with annual revenue above the editor's criteria. As part of its prequalification application, InformationWeek asks for the organization's annual revenue for the most recent fiscal year as well as a source to confirm the revenue against (InformationWeek, 2007). Therefore, we matched the revenue in InformationWeek against the revenue of the previous fiscal year in Compustat. As InformationWeek reported revenues rounded to the nearest million, we rounded the revenue in Compustat to the nearest million for matching purposes. We found an exact match between the two databases on

1  
2  
3  
4 revenue for a majority of the companies, providing us with strong confidence that the companies are indeed the  
5  
6 same. If the names of the companies were not the same, the company's history was perused through the company's  
7  
8 website, and public data sources. Data was retained only for companies that met both criteria, i.e., there had to be an  
9  
10 exact match between the revenue reported in InformationWeek and Compustat, and if the names were not the same,  
11  
12 the name change had to be verified through the public data sources used. The rigorous criteria used for matching  
13  
14 increase the confidence in the integrity of our data set.

15  
16  
17 In operationalizing the variables for the study, we have to take into account correlations between the  
18  
19 variables that may occur due to the size of the firms. Larger firms have more revenue, more profit and have greater  
20  
21 resources as well as needs to spend more on Information Technology and Capital Expenditures. We remove this  
22  
23 effect by operationalizing all the variables in the study as ratios to the number of employees of the firm in the time  
24  
25 period. The independent variables IT and Capital Expenditures are therefore operationalized as IT Expenditure per  
26  
27 employee and Capital Expenditure per employee, the dependent variables Firm Revenue is operationalized as  
28  
29 revenues per employees and Firm Profit is operationalized as Profit per Employee.

30  
31  
32 We further refine our operationalization by addressing several concerns in using absolute dollar values in  
33  
34 the variables. First, when IT investment is compared across industries and time, there is an inherent assumption that  
35  
36 firms invest in similar information technologies across the sample, and therefore, their effects are comparable.  
37  
38 However, the way IT is invested varies greatly across industry and over the years, grossly violating this assumption.  
39  
40 Second, there are external industry and temporal effects that could affect the results of our data set. Third, the results  
41  
42 may be sensitive to price deflators as IT depreciates at a faster rate than other assets and this differential depreciation  
43  
44 can affect the results of this study. To take care of these issues, the independent, dependent and mediating variables  
45  
46 are operationalized as relative to their competitors in each 2 digit sic code for each year. Therefore, the variables are  
47  
48 operationalized as z scores for each industry for each year.

49  
50  
51 A time lag of one year was chosen between the independent, mediating, and dependent variables, as this  
52  
53 was the smallest time lag allowed by the data set. A time lag of two years may be too long as that would mean a four  
54  
55 year time lag between the independent and dependent variable, which may be too long to discern any significant  
56  
57 relationships between the variables. In addition, with time lags longer than one year, we may miss important effects  
58  
59 that take place in the intervening years.

In addition to the industry and year, we include other variables that could possibly affect Firm Revenue and Firm Profit as control variables. This includes firm expenditure on other expenses: Research & Development Expense and Advertising Expenses. These are operationalized similar to the other variables, as ratios of the number of employees and as z scores for the industry and the year.

## Results

The data included 1285 usable data points. The sample is described in Table 1.

	<b>Number</b>	<b>Minimum</b>	<b>Maximum</b>	<b>Mean</b>	<b>Std. Deviation</b>
<b>IT Budget</b>	1285	.105000	5105.006734	1.96104430E2	4.316181099E2
<b>Capital Expenditure</b>	1160	5.31	10410.00	579.7959	897.72569
<b>Revenue</b>	1285	248.60	153627.00	8298.0818	11223.30056
<b>Employees</b>	1285	.52	1140.00	41.6847	66.56219
<b>Net Income</b>	1285	-8101.00	22071.00	532.2152	1147.62672

To test Hypothesis 1 to 3, we ran model 1 and 2 in Table 2. As we can see from this table the effects of the years and the industries are completely controlled for by our operationalization of the independent and dependent variables as z scores for each industry for each year. As hypothesized, Firm IT Intensity in year 1 is significantly and positively related to Firm Revenue in year 2 ( $b=0.243$ ,  $p<=0.001$ ) in model 1. In model 1, Capital Expenditures in year 1 also has a significant and positive relationship with Firm Revenue in year 2 ( $b=0.384$ ,  $p<0.001$ ). However, when we add the interaction term to the model (Model 2), the interaction term is insignificant. Therefore, we do not find support for the RBV Hypothesis, Hypothesis 1. However, we find strong support for the opposing direct effect hypotheses, hypotheses 2 and 3, as IT Expenditure ( $b=0.238$ ,  $p<0.001$ ) and Capital Expenditure ( $b=0.401$ ,  $p<0.001$ ) still have direct effects on Firm Revenue in the presence of the interaction term.

<b>Table 2: Hypotheses 1 to 3</b>		
<b>DV = Firm Revenue</b>	<b>Model 1</b>	<b>Model 2</b>
Constant	0.243	-1.379
Year	0.0	0.0
Industry	0.0	0.0
Advertising expenses	0.092***	0.238***
Research & Development Expense	0.091**	0.082**
<b>IT Expenditure</b>	<b>0.243***</b>	<b>0.221***</b>
<b>Capital Expenditure</b>	<b>0.384***</b>	<b>0.401***</b>
<b>IT Expenditure x Capital Expenditure</b>		<b>0.0 not significant</b>

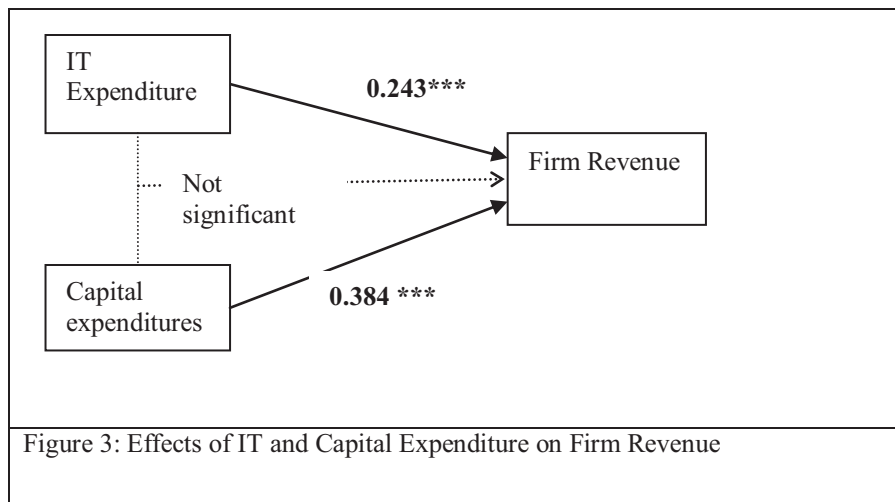
We then test the Hypotheses 4-6 on the relationship between IT, Capital Expenditures and Firm Profit by running Models 3 and 4 (Table 3). We find that IT Expenditure in year 1 has a significant and positive relationship with Firm Profit in year 3 ( $b=0.176, p<0.001$ ). We also find that Capital Expenditures have a significant and positive relationship with Firm Profit ( $b=0.142, p<0.01$ ). When the interaction term is added to the model (Model 4), the interaction term remains insignificant. Therefore, we fail to find support for the RBV hypothesis - Hypothesis 4. However, the opposing direct effect hypothesis are supported – Hypotheses 5 and 6, as the direct effects of IT and Capital Expenditures remain significant in the presence of the interaction term (IT Expenditure x Capital Expenditure)

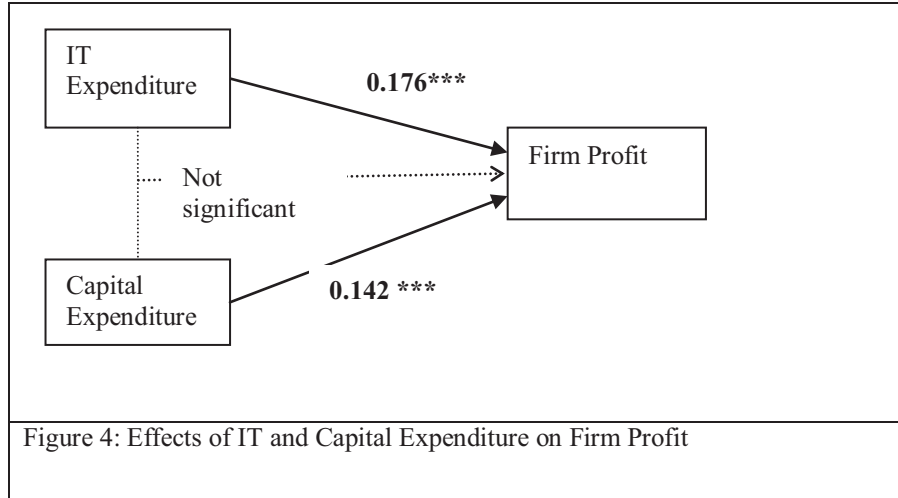
<b>Table 3: Testing Hypotheses 4-6</b>		
<b>DV = Firm Profit</b>	<b>Model 3</b>	<b>Model 4</b>

1  
2  
3  
4  
5  
6  
7  
8  
9  
10  
11  
12  
13  
14  
15  
16  
17  
18  
19  
20  
21  
22  
23  
24  
25  
26  
27  
28  
29  
30  
31  
32  
33  
34  
35  
36  
37  
38  
39  
40  
41  
42  
43  
44  
45  
46  
47  
48  
49  
50  
51  
52  
53  
54  
55  
56  
57  
58  
59  
60  
61  
62  
63  
64  
65

Constant	0.340	0.672
Year	0.0	0.0
Industry	0.0	0.0
Advertising expenses	0.145*	0.189**
Research & Development Expense	0.019*	0.011*
<b>IT Expenditure</b>	<b>0.176***</b>	<b>0.123***</b>
<b>Capital Expenditure</b>	<b>0.142***</b>	<b>0.164***</b>
<b>IT Expenditure x Capital Expenditure</b>		<b>0.05 not significant</b>

These results are shown in Figures 3 and 4.





## Discussion of Results

In this paper, we tested the Resource-Based View of IT Business Value, in which the effects of IT Expenditure on firm performance are not direct effects, but instead, are a combination of the effects of IT Expenditure with expenditure on other resources. We find that contrary to the resource based view, the effects on both Firm Revenue and Firm Profit consist of direct effects of IT Expenditure and Capital Expenditures, and the interaction effects are insignificant. In table 4 we compare the tests of the two RBV hypotheses (H1 and H4, both unsupported) to the opposing direct effect hypotheses (H2, H3, H5 and H6, all four strongly supported)

Table 4: Results of hypothesis tests	
Hypothesis	Result
<b>RBV Hypotheses</b>	<b>Not Supported</b>
H1: IT Expenditure and Capital Expenditures in time 1 have an interaction effect on Firm Revenue in time 2. The greater the Capital expenditures, the more IT Expenditure will affect Firm Revenue.	Not Supported
H4: IT Expenditure and Capital Expenditures in time 1 have an interaction effect on Firm Profit in time 3. The greater the Capital expenditures, the more IT Expenditure will affect Firm Profit.	Not Supported

<b>Opposing hypotheses (direct effect hypotheses)</b>	<b>Strongly Supported</b>
H2: IT Expenditure in time 1 has a more positive relationship than the interaction of IT Expenditure and Capital Expenditure on Firm Revenue in time 2	Strongly Supported
H3: Capital Expenditures in time 1 has a more positive relationship than the interaction of IT Expenditure and Capital Expenditure on Firm Revenue in time 2	Strongly Supported
H5: IT Expenditure in time 1 has a more positive relationship than the interaction effect IT Expenditure and Capital Expenditure with Firm Profit in time 3	Strongly Supported
H6: Capital Expenditures in time 1 has a more positive relationship than the interaction effect IT Expenditure and Capital Expenditure with Firm Profit in time 3	Strongly Supported

These findings have important implications for the Resource Based View on IT Business Value. This view theorized that IT is pervasive; therefore it cannot be considered a rare or imperfectly imitable resource in accordance with the Resource Based View. These theories went further to suggest that it was the combination of IT with other investments that formed a rare and imperfectly imitable resource that can create value. However, we find that the effects of IT on Firm Revenue as well as Firm Profit are direct effects and not interaction effects. This could mean that IT Business value theories may need some additional postulations.

The first implication of this result is that IT might be a rare and imperfectly imitable resource for businesses. This may be because IT has an innate ability to unlock and foster the creation of knowledge. An IT system stores, transforms and communicates knowledge (Leonardi & Bailey 2008). The knowledge-based theory of the firm (Grant 1996) extends the resource-based view to posit that knowledge is the firm's most valuable, rare, and inimitable resource, and hence, the most strategic. Firms exist to create knowledge and this knowledge explains sustained competitive advantage between firms. Firms selling products ranging from cement to consulting services



1  
2  
3  
4 understand this and are trying to become more knowledge-based (Zack, 2003). IT systems can unlock and create  
5  
6 knowledge through their application in business processes. This may be because business use of IT is not as simple  
7  
8 as buying a computer; instead, business use firm-specific knowledge to build or modify an IT system, resulting in  
9  
10 an IT system with embedded firm-specific knowledge. This knowledge, in turn, provides the business some strategic  
11  
12 value. Firms usually develop IT systems because they identify a firm-specific weakness or opportunity, for example,  
13  
14 identifying processes that the firm performs inefficiently or ineffectively. Following this, they design IT systems  
15  
16 that improve upon these processes by automating inefficient processes or reengineering ineffective processes. Even  
17  
18 for Information Systems that utilize “out-of-the-box” or pre-packaged software, the business has to find a package  
19  
20 that is suitable for its business processes, and after that, the package will have to be modified extensively to fit the  
21  
22 organization. Therefore, considerable firm-specific knowledge is utilized in developing and utilizing an IT system –  
23  
24 first, firm specific knowledge about inefficient or ineffective processes, and after the new system is in place, firm-  
25  
26 specific knowledge about the changed processes. Such firm-specific knowledge makes the IT system unique, and  
27  
28 gives it rarity and imperfect imitability, making it a resource that can improve firm profit. In addition, Information  
29  
30 Technology, by its very definition, involves processing and producing information, which can be used by knowledge  
31  
32 workers to become more effective. Again, the information produced and knowledge work done is very firm-specific,  
33  
34 making the IT system rare and imperfectly imitable, and enabling it to contribute to firm profit. Therefore,  
35  
36 organizational IT by itself can be considered a valuable resource in line with the Resource-Based View.  
37  
38

39 While large ERP and SCM systems have considerable embedded knowledge, even the implementation of a  
40  
41 smaller system like a client-server system for co-ordination causes changes in the organization that can improve  
42  
43 knowledge creation and knowledge flows. For example, the apparel company, Guess? was wasting millions of  
44  
45 dollars by making samples of clothing that never get sold (Wilde 1996). Out of every hundred samples made, only  
46  
47 ten to twenty make it to market. A small change made in one department could cause a sample to miss a season. For  
48  
49 example, if a designer changed a zipper to a button, it could cause a 14-week delay in production as that button  
50  
51 could have a 14-week lead-time for orders. Guess? embedded this knowledge into a client-server system that  
52  
53 coordinated between departments, causing designers to see the consequences of small changes in their design. In  
54  
55 addition, the client server IT system allowed sales and marketing to see the new designs, and when they could be  
56  
57 expected to be produced, helping them increase their sales efforts. Production could also communicate their changes  
58  
59 to both design and sales. The knowledge flows between the departments can help with both the company’s revenue  
60  
61  
62  
63  
64  
65

1  
2  
3  
4 and profit. For example, salespeople can suggest changes based on their contact with merchants and retailers.  
5  
6 Production can see design specifics and start ordering immediately and get clothes on the market sooner. The  
7  
8 knowledge flows also reduce the likelihood of incorrect product orders, incorrect quantity orders, and market delays,  
9  
10 further helping both revenue and profit.  
11

12  
13 In addition, while considerable business value can be generated by automating processes, not all process  
14  
15 automation requires substantial investments in complementary resources. For example, if marketing executives  
16  
17 spent considerable portions of their day verifying customer and order information, and a new system automated this  
18  
19 verification, it frees up the marketing executive to do more knowledge work, for example, spend more time with the  
20  
21 customer and/or serve additional customers. Such automation may generate greater revenue and profit, without  
22  
23 heavy investments in complementary resources.  
24

25  
26 Further, IT systems can outperform, or even replace capital expenditure due to its ability to create  
27  
28 knowledge. For example, while other casinos spent tremendous capital on building palatial casinos with spectacular  
29  
30 displays including volcanoes and recreations of famous structures, Harrah's casinos instead invested in an IT system  
31  
32 (Loveman, 2003). This system gave them knowledge that enabled them to beat their competitor's capital  
33  
34 expenditure: 82% of their revenues came from 26% of their clientele. This 26% was not the people who wore gold  
35  
36 cufflinks and drove limousines that Harrah's and its competitors had spent tremendous amounts of capital trying to  
37  
38 attract; they were mostly machinists, teachers and seniors. In addition, they found the industry strategy of giving out  
39  
40 free rooms and free meals did not attract as much revenue as giving free chips or less wait times. Harrah's used this  
41  
42 knowledge to develop a very different customer loyalty program than its competition, allowing their most loyal  
43  
44 customers to never stand in lines for parking, eating, or checking-in. In addition, they knew how often each  
45  
46 customer could be anticipated back and what incentives they respond to, so they could reach out to individual  
47  
48 customers when they didn't show up and offer them exactly what they wanted to get them back. This enabled  
49  
50 Harrah's casinos to grow by 14% while the rest of the market grew by 1%. Harrah's knowledge gained from their IT  
51  
52 system enabled them to outperform their competitors, who were spending billions of dollars in capital expenditure to  
53  
54 build spectacular casinos (Loveman, 2003).  
55

56  
57 An alternative explanation could be that other factors may be missing from the study, especially IT-  
58  
59 Business Alignment (Chan, Huff, Barclay and Copeland 1997). In organizations with low IT-Business alignment,  
60  
61  
62  
63  
64  
65

1  
2  
3  
4 decisions on strategic uses of IT may be made in isolation with other business decisions. In this case, there may be  
5  
6 low complementarities between IT Expenditure and Capital Expenditures. A measure of alignment may have to be  
7  
8 taken into consideration while doing future studies on complementarities.  
9

10  
11 Another variable that could be considered in future studies is the level of Business Process Reengineering.  
12  
13 Business Process Reengineering efforts, which require considerable expenditure in both IT and complementary  
14  
15 resources, are fraught with risk and catastrophic failure, including bankruptcies. Businesses may therefore be shying  
16  
17 away from BPR efforts and focusing on safer investments like process automation. In subsets of the population  
18  
19 which are engaging in BPR, researchers may find a stronger interaction effect between IT and Capital Expenditure.  
20

## 21 **Contributions**

22  
23  
24  
25 This study makes an important contribution by testing the Resource Based View postulates on IT Business  
26  
27 Value, that IT is not a rare and imitable resource that provides business value, but must be considered in  
28  
29 combination with complementary resources that give IT value. This was presented in theory, but the moderating  
30  
31 effects were not tested before, to the best of our knowledge. By testing this theory we are able to advance knowledge  
32  
33 in this field and contribute to the cumulative tradition in IS. We find no support for the Resource Based View  
34  
35 assertions that IT should be considered in combination and not alone, but instead, find that IT has direct effects on  
36  
37 both Firm Revenue as well as Firm Profit. This indicates that IT can be considered a rare and inimitable resource  
38  
39 that can provide value by itself, as IT can be part of a system that automates inefficient processes specific to a  
40  
41 certain organization. Other organizations may have different processes that require a different system. This makes IT  
42  
43 systems imperfectly imitable, and therefore becomes a valuable resource in accordance the Resource Based View  
44  
45 (Barney, 1991).  
46

47  
48 We have also made very important contributions to research by improving upon the methodology of earlier  
49  
50 studies by explicitly incorporating the theorized time lags between the independent and dependent variable, in order  
51  
52 to better discern the effects. In addition, we address the methodological limitations of earlier studies that compared  
53  
54 IT investment figures across industries and time, by converting the independent and dependent variables to z scores  
55  
56 of their particular industry and year.  
57  
58  
59  
60  
61  
62  
63  
64  
65

1  
2  
3  
4 For practice, this study has several implications for managers looking to gain competitive advantage from  
5  
6 investments. Rather than investing in generic IT systems and trying to obtain uniqueness from investments in  
7  
8 complementary resources, firms can try embedding firm-specific knowledge when designing or modifying their  
9  
10 systems. In addition, firms should focus on implementing and using their systems to create knowledge. Such  
11  
12 knowledge creating IT systems can outperform or even replace traditional capital expenditure, as the Harrah's  
13  
14 example (Loveman, 2003) showed. Firms that gain better knowledge can outperform firms that invest lavishly in  
15  
16 capital assets.  
17

## 18 19 **Limitations and Future Directions** 20

21  
22 The limitations of using secondary data in research apply to this study as well. Correlations between the  
23  
24 data on IS budgets between different databases such as Harte-Hanks, Computerworld and IDG, improve our  
25  
26 confidence in the dataset. Our confidence in InformationWeek's data is further increased as the data for  
27  
28 InformationWeek is available publicly and has been used before in a number of published scholarly journal articles,  
29  
30 including eminent IS journals. Matching between two datasets always has an increased risk of incorrect matches.  
31  
32 We addressed this problem by matching between the two datasets on two criteria – the revenue as well as the name.  
33  
34 The revenue reported by the company to InformationWeek is reportedly validated by InformationWeek against  
35  
36 public sources, and the majority of companies had an exact match on revenue with the Compustat database. In  
37  
38 addition, we left out all firms where we could not get an exact match on revenue between InformationWeek and  
39  
40 Compustat, and we also removed all companies where we could not verify any name change through public  
41  
42 company history. This increases our confidence that the firms matched are the same.  
43  
44

45  
46 In addition, we have addressed a limitation of earlier studies, the sensitivity to price deflators. As IT  
47  
48 depreciates at a faster rate than other capital, differential price deflators for IT and other dollar figures in the analysis  
49  
50 need to be applied. Due to the difference in estimation of these deflators, the results may vary depending on the  
51  
52 choice of price deflators. With our operationalization of the independent, dependent and mediating variables as z  
53  
54 scores, the choice of price deflators will not affect the position of these companies relative to each other in that year,  
55  
56 and therefore will not affect our results.  
57  
58  
59  
60  
61  
62  
63  
64  
65

1  
2  
3  
4           There is a risk of firms appearing in different years may affect the results. However, as this dataset has been  
5  
6 used before by other studies, this risk may be low.  
7

8  
9           Another limitation of using panel data is that it does not give us richer insights into the type of IT or capital  
10 expenditure used. However, case studies, surveys and field experiments may be able to give us additional insight  
11 into the specific type of IT used. In addition, future research can look at other variables that may affect the  
12 interaction model, such as Business-IS Alignment and Business Process Reengineering.  
13  
14  
15  
16  
17  
18  
19

## 20 **References**

- 21  
22  
23  
24 Barney, Jay B. (1991) Firm resources and sustained competitive advantage; *Journal of Management* 17(1) pp99-120  
25  
26 Bharadwaj, Anandhi S. (2000) A resource-based perspective on information technology capability and firm  
27 performance: An empirical investigation, *MIS Quarterly*, 24(1), pp. 169-196  
28  
29 Brynjolfsson, Erik (1993) The productivity paradox of information technology; *Communications of the ACM*,  
30 36(12), pp 67-77  
31  
32  
33 Carr, Nicholas G. (2003) IT Doesn't Matter," *Harvard Business Review*, 81(5), pp.41-49  
34  
35 Chan, Yolande E., Huff, Sid L, Barclay Donald W., Copeland, Duncan G (1997) Business strategic orientation,  
36 information systems strategic orientation and strategic alignment; *Information Systems Research*, 8(2), p125-  
37 150  
38  
39 Grant, Robert M (1996) Toward a knowledge-based theory of the firm; *Strategic Management Journal*; 17 (Winter  
40 Special Issue); pp. 109-122  
41  
42 Hitt, Lorin M.; Brynjolfsson, Erik (1996) Productivity, business profitability and consumer surplus: Three different  
43 measures of information technology value; *MIS Quarterly* 22(2), pp121-142  
44  
45 InformationWeek (2001) Methodology: How We Picked Our IT Innovators,  
46 <http://www.informationweek.com/story/IWK20010916S0010;jsessionid=1CGCWJG1OCDXIQSNDLRCKH0>  
47  
48 CJUNN2JVN, current as of July 1 2006  
49  
50 InformationWeek (2007) "InformationWeek 500 2007 prequalification application" Retrieved on June 12th 2007  
51  
52 from <http://cmp.inquisiteasp.com/cgi-bin/qwebcorporate.dll?idx=CHH444>  
53  
54  
55  
56  
57  
58  
59  
60  
61  
62  
63  
64  
65

- 1  
2  
3  
4 Leavitt, Harold J.; Whisler, Thomas L. (1958) Management in the 1980's; Harvard Business Review, 36(6), pp. 41-  
5  
6 48  
7  
8 Leonardi, Paul M & Bailey, Diane E.(2008) Transformational technologies and the creation of new work practices:  
9  
10 making implicit knowledge explicit in task-based offshoring, MIS Quarterly, 32(2) pp. 411-436.  
11  
12 Loveman, Gary (2003) Diamonds in the data mine; Harvard Business Review, May 2003, pp 109-113.  
13  
14 Mahmood, Mo Adam; & Mann, Gary J. (1993) Measuring the organizational impact of information technology  
15  
16 investment: An exploratory study; Journal of Management Information Systems; 10(1) pp. 97-122  
17  
18 Malone, Thomas W., & Rockart John F. (1991) Computers, networks, and the corporation, Scientific American,  
19  
20 265(3), pp 128-136  
21  
22 Melville, Nigel; Kraemer, Kenneth; Gurbaxani, Vijay (2004) Review: Information technology and organizational  
23  
24 performance: An integrative model of IT business value. MIS Quarterly; 28(2), pp. 283-322  
25  
26 Nicolaou, Andreas I. (2004) Firm performance effects in relation to the implementation and use of enterprise  
27  
28 resource planning systems. Journal of Information Systems, Fall2004, 18(2), p79-105  
29  
30 Peslak, Alan R (2003) A firm level study of information technology productivity using financial and market based  
31  
32 measures; Journal of Computer Information Systems, 43(4), pp. 72-80  
33  
34 Ranganathan, C. & Brown, Carol V. (2006) ERP investments and the market value of firms: Towards an  
35  
36 understanding of influential ERP project variables, Information Systems Research; 17(2) pp 145-161  
37  
38 Tanriverdi, Huseyin (2006) Performance effects of information technology synergies in multibusiness firms, MIS  
39  
40 Quarterly, 30(1) pp 57-77  
41  
42 Wilde, Candee (1996) No more Guess? work; InformationWeek, September 23<sup>rd</sup>, 1996.  
43  
44 Zack, Michael, H. (2003) Rethinking the knowledge based-organization, MIT Sloan Management Review, 44(4), pp  
45  
46 67-71  
47  
48 Zhang, Michael J. (2007) Assessing the performance impacts of information systems from the resource-based  
49  
50 perspective: An empirical test of the indirect effect of IS; Journal of Business Strategies, 24(2) pp 141-164  
51  
52  
53  
54  
55  
56  
57  
58  
59  
60  
61  
62  
63  
64  
65