

1-1-2007

# Measurement of coherent $\phi$ -meson photoproduction from the deuteron at low energies

T. Mibe

Angela Biselli

Fairfield University, [abiselli@fairfield.edu](mailto:abiselli@fairfield.edu)

CLAS Collaboration

Copyright American Physical Society Publisher final version available at <http://prc.aps.org/pdf/PRC/v76/i5/e052202>

## Peer Reviewed

---

### Repository Citation

Mibe, T.; Biselli, Angela; and CLAS Collaboration, "Measurement of coherent  $\phi$ -meson photoproduction from the deuteron at low energies" (2007). *Physics Faculty Publications*. 68.  
<http://digitalcommons.fairfield.edu/physics-facultypubs/68>

### Published Citation

T. Mibe et al. [CLAS Collaboration], "Measurement of coherent  $\phi$ -meson photoproduction from the deuteron at low energies", *Physical Review C* 76.5 (2007) DOI: 10.1103/PhysRevC.76.052202

This Article is brought to you for free and open access by the Physics Department at DigitalCommons@Fairfield. It has been accepted for inclusion in Physics Faculty Publications by an authorized administrator of DigitalCommons@Fairfield. For more information, please contact [digitalcommons@fairfield.edu](mailto:digitalcommons@fairfield.edu).

## Measurement of coherent $\phi$ -meson photoproduction from the deuteron at low energies

T. Mibe,<sup>1</sup> H. Gao,<sup>2</sup> K. Hicks,<sup>1</sup> K. Kramer,<sup>2</sup> S. Stepanyan,<sup>3</sup> D. J. Tedeschi,<sup>4</sup> M. J. Amarian,<sup>31</sup> P. Ambrozewicz,<sup>16</sup> M. Anghinolfi,<sup>22</sup> G. Asryan,<sup>39</sup> G. Audit,<sup>11</sup> H. Avakian,<sup>3</sup> H. Bagdasaryan,<sup>31</sup> N. Baillie,<sup>38</sup> J. P. Ball,<sup>6</sup> N. A. Baltzell,<sup>4</sup> M. Battaglieri,<sup>22</sup> I. Bedlinskiy,<sup>24</sup> M. Bellis,<sup>9</sup> N. Benmouna,<sup>18</sup> B. L. Berman,<sup>18</sup> A. S. Biselli,<sup>9,15</sup> L. Blaszczyk,<sup>17</sup> S. Bouchigny,<sup>23</sup> S. Boiarinov,<sup>3</sup> R. Bradford,<sup>9</sup> D. Branford,<sup>14</sup> W. J. Briscoe,<sup>18</sup> W. K. Brooks,<sup>3</sup> S. Bültmann,<sup>31</sup> V. D. Burkert,<sup>3</sup> C. Butuceanu,<sup>38</sup> J. R. Calarco,<sup>29</sup> S. L. Careccia,<sup>31</sup> D. S. Carman,<sup>3</sup> S. Chen,<sup>17</sup> P. L. Cole,<sup>3,10,20</sup> P. Collins,<sup>6</sup> P. Coltharp,<sup>17</sup> D. Crabb,<sup>37</sup> H. Crannell,<sup>10</sup> V. Crede,<sup>17</sup> J. P. Cummings,<sup>32</sup> N. Dashyan,<sup>39</sup> R. De Masi,<sup>11</sup> R. De Vita,<sup>22</sup> E. De Sanctis,<sup>21</sup> P. V. Degtyarenko,<sup>3</sup> A. Deur,<sup>3</sup> K. V. Dharmawardane,<sup>31</sup> R. Dickson,<sup>9</sup> C. Djalali,<sup>4</sup> G. E. Dodge,<sup>31</sup> J. Donnelly,<sup>19</sup> D. Doughty,<sup>3,12</sup> M. Dugger,<sup>6</sup> O. P. Dzyubak,<sup>4</sup> H. Egiyan,<sup>3,\*</sup> K. S. Egiyan,<sup>39</sup> L. El Fassi,<sup>5</sup> L. Elouadrhiri,<sup>3</sup> P. Eugenio,<sup>17</sup> G. Fedotov,<sup>28</sup> G. Feldman,<sup>18</sup> H. Funsten,<sup>38</sup> M. Garçon,<sup>11</sup> G. Gavalian,<sup>29,31</sup> G. P. Gilfoyle,<sup>34</sup> K. L. Giovanetti,<sup>25</sup> F. X. Girod,<sup>3,11</sup> J. T. Goetz,<sup>7</sup> A. Gonenc,<sup>16</sup> C. I. O. Gordon,<sup>19</sup> R. W. Gothe,<sup>4</sup> K. A. Griffioen,<sup>38</sup> M. Guidal,<sup>23</sup> N. Guler,<sup>31</sup> L. Guo,<sup>3</sup> V. Gyurjyan,<sup>3</sup> C. Hadjidakis,<sup>23</sup> K. Hafidi,<sup>5</sup> H. Hakobyan,<sup>39</sup> R. S. Hakobyan,<sup>10</sup> C. Hanretty,<sup>17</sup> J. Hardie,<sup>3,12</sup> F. W. Hersman,<sup>29</sup> I. Hleiqawi,<sup>1</sup> M. Holtrop,<sup>29</sup> C. E. Hyde-Wright,<sup>31</sup> Y. Ilieva,<sup>18</sup> D. G. Ireland,<sup>19</sup> B. S. Ishkhanov,<sup>28</sup> E. L. Isupov,<sup>28</sup> M. M. Ito,<sup>3</sup> D. Jenkins,<sup>36</sup> H. S. Jo,<sup>23</sup> J. R. Johnstone,<sup>19</sup> K. Joo,<sup>13</sup> H. G. Juengst,<sup>18,31</sup> N. Kalantarians,<sup>31</sup> J. D. Kellie,<sup>19</sup> M. Khandaker,<sup>30</sup> W. Kim,<sup>26</sup> A. Klein,<sup>31</sup> F. J. Klein,<sup>10</sup> A. V. Klimenko,<sup>31</sup> M. Kossov,<sup>24</sup> Z. Krahn,<sup>9</sup> L. H. Kramer,<sup>3,16</sup> V. Kubarovsky,<sup>32</sup> J. Kuhn,<sup>9</sup> S. E. Kuhn,<sup>31</sup> S. V. Kuleshov,<sup>24</sup> V. Kuznetsov,<sup>26</sup> J. Lachniet,<sup>9,31</sup> J. M. Laget,<sup>3,11</sup> J. Langheinrich,<sup>4</sup> D. Lawrence,<sup>27</sup> T. Lee,<sup>29</sup> J. Li,<sup>32</sup> K. Livingston,<sup>19</sup> H. Y. Lu,<sup>4</sup> M. MacCormick,<sup>23</sup> C. Marchand,<sup>11</sup> N. Markov,<sup>13</sup> P. Mattione,<sup>33</sup> B. McKinnon,<sup>19</sup> B. A. Mecking,<sup>3</sup> J. J. Melone,<sup>19</sup> M. D. Mestayer,<sup>3</sup> C. A. Meyer,<sup>9</sup> K. Mikhailov,<sup>24</sup> R. Minehart,<sup>37</sup> M. Mirazita,<sup>21</sup> R. Miskimen,<sup>27</sup> V. Mokeev,<sup>28</sup> K. Moriya,<sup>9</sup> S. A. Morrow,<sup>11,23</sup> M. Moteabbed,<sup>16</sup> E. Munevar,<sup>18</sup> G. S. Mutchler,<sup>33</sup> P. Nadel-Turonski,<sup>18</sup> R. Nasseripour,<sup>4,16</sup> S. Nicolai,<sup>23</sup> G. Niculescu,<sup>25</sup> I. Niculescu,<sup>25</sup> B. B. Niczyporuk,<sup>3</sup> M. R. Niroula,<sup>31</sup> R. A. Niyazov,<sup>3</sup> M. Nozar,<sup>3,1</sup> M. Osipenko,<sup>22,28</sup> A. I. Ostrovidov,<sup>17</sup> K. Park,<sup>26</sup> E. Pasyuk,<sup>6</sup> C. Paterson,<sup>19</sup> S. Anefalos Pereira,<sup>21</sup> J. Pierce,<sup>37</sup> N. Pivnyuk,<sup>24</sup> D. Pocanic,<sup>37</sup> O. Pogorelko,<sup>24</sup> S. Pozdniakov,<sup>24</sup> J. W. Price,<sup>8</sup> Y. Prok,<sup>3,37,†</sup> D. Protopopescu,<sup>19</sup> B. A. Raue,<sup>3,16</sup> G. Riccardi,<sup>17</sup> G. Ricco,<sup>22</sup> M. Ripani,<sup>22</sup> B. G. Ritchie,<sup>6</sup> F. Ronchetti,<sup>21</sup> G. Rosner,<sup>19</sup> P. Rossi,<sup>21</sup> F. Sabatié,<sup>11</sup> J. Salamanca,<sup>20</sup> C. Salgado,<sup>30</sup> J. P. Santoro,<sup>3,36,‡</sup> V. Sapunenko,<sup>3</sup> R. A. Schumacher,<sup>9</sup> V. S. Serov,<sup>24</sup> Y. G. Sharabian,<sup>3</sup> D. Sharov,<sup>28</sup> N. V. Shvedunov,<sup>28</sup> E. S. Smith,<sup>3</sup> L. C. Smith,<sup>37</sup> D. I. Sober,<sup>10</sup> D. Sokhan,<sup>14</sup> A. Stavinsky,<sup>24</sup> S. S. Stepanyan,<sup>26</sup> B. E. Stokes,<sup>17</sup> P. Stoler,<sup>32</sup> I. I. Strakovsky,<sup>18</sup> S. Strauch,<sup>4,18</sup> M. Taiuti,<sup>22</sup> U. Thoma,<sup>3,||</sup> A. Tkabladze,<sup>1,18</sup> S. Tkachenko,<sup>31</sup> L. Todor,<sup>34</sup> C. Tur,<sup>4</sup> M. Ungaro,<sup>13,32</sup> M. F. Vineyard,<sup>35</sup> A. V. Vlassov,<sup>24</sup> D. P. Watts,<sup>19,¶</sup> L. B. Weinstein,<sup>31</sup> D. P. Weygand,<sup>3</sup> M. Williams,<sup>9</sup> E. Wolin,<sup>3</sup> M. H. Wood,<sup>4,\*\*</sup> A. Yegneswaran,<sup>3</sup> L. Zana,<sup>29</sup> J. Zhang,<sup>31</sup> B. Zhao,<sup>13</sup> and Z. W. Zhao<sup>4</sup>

(CLAS Collaboration)

<sup>1</sup>Ohio University, Athens, Ohio 45701, USA

<sup>2</sup>Duke University, Durham, North Carolina 27708, USA

<sup>3</sup>Thomas Jefferson National Accelerator Facility, Newport News, Virginia 23606, USA

<sup>4</sup>University of South Carolina, Columbia, South Carolina 29208, USA

<sup>5</sup>Argonne National Laboratory, Argonne, Illinois 60439, USA

<sup>6</sup>Arizona State University, Tempe, Arizona 85287-1504, USA

<sup>7</sup>University of California at Los Angeles, Los Angeles, California 90095-1547, USA

<sup>8</sup>California State University, Dominguez Hills, Carson, CA 90747, USA

<sup>9</sup>Carnegie Mellon University, Pittsburgh, Pennsylvania 15213, USA

<sup>10</sup>Catholic University of America, Washington, D.C. 20064, USA

<sup>11</sup>CEA-Saclay, Service de Physique Nucléaire, F-91191 Gif-sur-Yvette, France

<sup>12</sup>Christopher Newport University, Newport News, Virginia 23606, USA

<sup>13</sup>University of Connecticut, Storrs, Connecticut 06269, USA

<sup>14</sup>Edinburgh University, Edinburgh EH9 3JZ, United Kingdom

<sup>15</sup>Fairfield University, Fairfield, Connecticut 06824, USA

<sup>16</sup>Florida International University, Miami, Florida 33199, USA

<sup>17</sup>Florida State University, Tallahassee, Florida 32306, USA

<sup>18</sup>The George Washington University, Washington, D.C. 20052, USA

<sup>19</sup>University of Glasgow, Glasgow G12 8QQ, United Kingdom

<sup>20</sup>Idaho State University, Pocatello, Idaho 83209, USA

<sup>21</sup>INFN, Laboratori Nazionali di Frascati, I-00044 Frascati, Italy

<sup>22</sup>INFN, Sezione di Genova, I-16146 Genova, Italy

<sup>23</sup>Institut de Physique Nucléaire ORSAY, Orsay, France

<sup>24</sup>Institute of Theoretical and Experimental Physics, RU-117259 Moscow, Russia

<sup>25</sup>James Madison University, Harrisonburg, Virginia 22807, USA

<sup>26</sup>Kyungpook National University, Daegu 702-701, Republic of Korea

<sup>27</sup>University of Massachusetts, Amherst, Massachusetts 01003, USA

<sup>28</sup>Moscow State University, General Nuclear Physics Institute, RU-119899 Moscow, Russia

<sup>29</sup>University of New Hampshire, Durham, New Hampshire 03824-3568, USA

<sup>30</sup>Norfolk State University, Norfolk, Virginia 23504, USA

<sup>31</sup>Old Dominion University, Norfolk, Virginia 23529, USA

<sup>32</sup>Rensselaer Polytechnic Institute, Troy, New York 12180-3590, USA

<sup>33</sup>Rice University, Houston, Texas 77005-1892, USA

<sup>34</sup>University of Richmond, Richmond, Virginia 23173, USA

<sup>35</sup>Union College, Schenectady, New York 12308, USA

<sup>36</sup>Virginia Polytechnic Institute and State University, Blacksburg, Virginia 24061-0435, USA

<sup>37</sup>University of Virginia, Charlottesville, Virginia 22901, USA

<sup>38</sup>College of William and Mary, Williamsburg, Virginia 23187-8795, USA

<sup>39</sup>Yerevan Physics Institute, 375036 Yerevan, Armenia

(Received 7 March 2007; published 21 November 2007)

The cross section and decay angular distributions for the coherent  $\phi$ -meson photoproduction on the deuteron have been measured for the first time up to a squared four-momentum transfer  $t = (p_\gamma - p_\phi)^2 = -2 \text{ GeV}^2/c^2$ , using the CLAS detector at the Thomas Jefferson National Accelerator Facility. The cross sections are compared with predictions from a rescattering model. In a framework of vector meson dominance, the data are consistent with the total  $\phi$ -N cross section  $\sigma_{\phi N}$  at about 10 mb. If vector meson dominance is violated, a larger  $\sigma_{\phi N}$  is possible by introducing a larger  $t$  slope for the  $\phi N \rightarrow \phi N$  process than that for the  $\gamma N \rightarrow \phi N$  process. The decay angular distributions of the  $\phi$  are consistent with helicity conservation.

DOI: [10.1103/PhysRevC.76.052202](https://doi.org/10.1103/PhysRevC.76.052202)

PACS number(s): 25.20.Lj, 13.60.Le, 13.75.Cs, 14.40.Cs

The exchange of gluons between hadrons, known as Pomeron exchange [1], is a fundamental process that is expected to dominate hadron-hadron total cross sections at high energies. In general, multigluon exchange is harder to study at lower energy because diagrams including quark exchange play a more important role. The  $\phi$  meson is unique in that it is nearly pure  $s\bar{s}$  and hence multigluon exchange is expected to dominate  $\phi$ -N scattering at all energies. Because gluon exchange is flavor blind, information on multigluon exchange, isolated by the  $\phi$ -N interaction, would be universal and useful in models of hadron-hadron interactions. For example, information on the  $\phi$ -N interaction at very low energies, known as the QCD van der Waals interaction, is essential for the reliable prediction of the possible formation of a bound state in the  $\phi$ -N system [2].

The total  $\phi$ -N cross section ( $\sigma_{\phi N}$ ) has been estimated by using vector-meson dominance (VMD) applied to exclusive  $\phi$  photoproduction on the proton in the photon energy range

$E_\gamma < 10 \text{ GeV}$ , resulting in  $\sigma_{\phi N} \simeq 10\text{--}12 \text{ mb}$  [3,4], which is in agreement with the estimate from the additive quark model [5] applied to  $KN$ - and  $\pi N$ -scattering data [6]. More recently, the inelastic  $\phi$ -N cross section  $\sigma_{\phi N}^{\text{inel}}$  was extracted from the attenuation of  $\phi$  mesons in photoproduction from Li, C, Al, and Cu nuclei [7]. The attenuation for large  $A$  is significantly larger than that calculated from VMD. More sophisticated models [4,8,9] are consistent with the experiment if  $\sigma_{\phi N}^{\text{inel}}$  is significantly larger ( $\sim 30 \text{ mb}$ ) compared with  $\sigma_{\phi N}$  from the VMD model. The reason for the discrepancy of  $\sigma_{\phi N}$  from these two estimates is not well understood. Here we will show that information on the  $t$  dependence and spin structure of the  $\phi$ -N interaction provides essential clues to solve this problem.

In this Rapid Communication, the  $\phi$ -N interaction is investigated in coherent photoproduction on deuterium. The diagrams of the dominant processes contributing to the reaction  $\gamma d \rightarrow \phi d$  are shown in Fig. 1. In the first diagram, Fig. 1(a), the  $\phi$  is produced in a single scattering off a nucleon, which is dominant at small  $-t$  and strongly suppressed at larger  $-t$  due to the deuteron form factor. The second diagram, Fig. 1(b), shows double scattering, where the  $\phi$  is produced at the first vertex and scatters from the other nucleon at the second vertex. The strength of the second interaction is gauged by  $\sigma_{\phi N}$ . The probability to undergo double scattering increases at larger  $-t$  because both nucleons receive momentum transfer and may recombine into a final-state deuteron with a smaller relative momentum between the two nucleons [10].

The  $\phi$  meson is a spin one particle that decays to a  $K\bar{K}$  pair, i.e., two spinless particles. The decay angular distribution of the  $\phi$  carries information on the spin structure of the reaction amplitude that is the sum of single- and double-scattering processes [11].

\*Current Address: University of New Hampshire, Durham, New Hampshire 03824-3568, USA.

†Current Address: TRIUMF, 4004 Wesbrook Mall, Vancouver, British Columbia, V6T 2A3 Canada.

‡Current Address: Massachusetts Institute of Technology, Cambridge, Massachusetts 02139-4307, USA.

§Current Address: Catholic University of America, Washington, D.C. 20064, USA.

||Current Address: Physikalisches Institut der Universitaet Giessen, 35392 Giessen, Germany.

¶Current Address: Edinburgh University, Edinburgh EH9 3JZ, United Kingdom.

\*\*Current Address: University of Massachusetts, Amherst, Massachusetts 01003, USA.

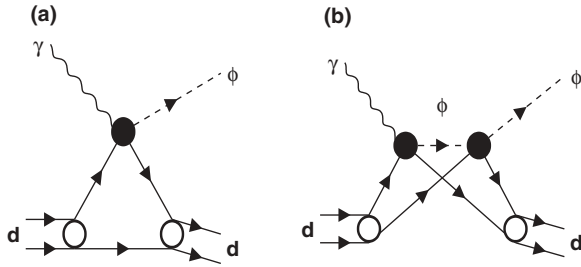


FIG. 1. (a) Single-scattering and (b) double-scattering contributions to the coherent  $\phi$ -meson photoproduction on the deuteron.

The measurement of the differential cross sections of coherent  $\phi$  photoproduction and the decay angular distributions in a wide  $t$  range allows one to study the  $\phi$ - $N$  interaction in both single and double scattering, as well as the transition from one to the other.

The data were collected with the CLAS detector and the Hall B tagged-photon beam at the Thomas Jefferson National Accelerator Facility [12]. The incident electron beam energy was 3.8 GeV, producing tagged photons in the range from 0.8 to 3.6 GeV. The photon beam was directed onto a 24-cm long liquid-deuterium target. The data acquisition trigger required two charged particles detected in coincidence with a tagged photon. Charged particles were momentum analyzed by the CLAS torus magnet and three sets of drift chambers. The torus magnet was run at two settings, low field (2250 A) and high field (3375 A), each for about half of the run period. The minimum angle covered by the CLAS was about  $10^\circ$  for positively charged particles.

The reaction  $\gamma d \rightarrow \phi d$  was identified by detecting a deuteron and a  $K^+$  from  $\phi \rightarrow K^+K^-$  decay. The  $K^+$  and deuteron were selected based on time-of-flight, path length, and momentum measurements. The missing mass was reconstructed for the reaction  $\gamma d \rightarrow dK^+X$ . Figure 2(a) shows the missing mass distribution,  $M_X$ , for the reaction  $\gamma d \rightarrow dK^+X$  when events near the  $\phi$ -meson peak [ $0.98 < M(K^+K^-) < 1.12$  GeV/ $c^2$ ] were selected in the  $K^+K^-$  invariant mass, assuming a  $K^-$  was the missing particle. A missing  $K^-$  peak is seen on top of a smooth background from non- $d$   $K^+K^-$  final states. The missing mass resolution, ranging from 8 to 30 MeV/ $c^2$ , depends on photon energy and the deuteron momentum. A three- $\sigma$  cut was applied to select the missing  $K^-$  for the exclusive  $\gamma d \rightarrow K^+K^-d$  reaction.

Figure 2(b) shows the invariant mass distribution for the  $K^+K^-$  pair after the selection of the missing  $K^-$ . The  $\phi$ -meson yield was obtained from a fit to the  $M(K^+K^-)$  distribution by a Gaussian-convoluted Breit-Wigner function and a background function. The width and the pole position for the Breit-Wigner function were fixed to 4.3 and 1019.5 MeV/ $c^2$ , respectively [13]. The standard deviation of the Gaussian distribution was fixed to the value obtained from simulation. The background function was chosen as  $a\sqrt{x^2 - (2m_K)^2} + b(x^2 - (2m_K)^2)$  [14], where  $x$  is  $M(K^+K^-)$ ,  $m_K$  is the charged kaon mass, and  $a$  and  $b$  are the fit parameters. Three background functions, a linear background, background from nonresonant  $K^+K^-d$  production, and  $f_0$  photoproduction, were studied as

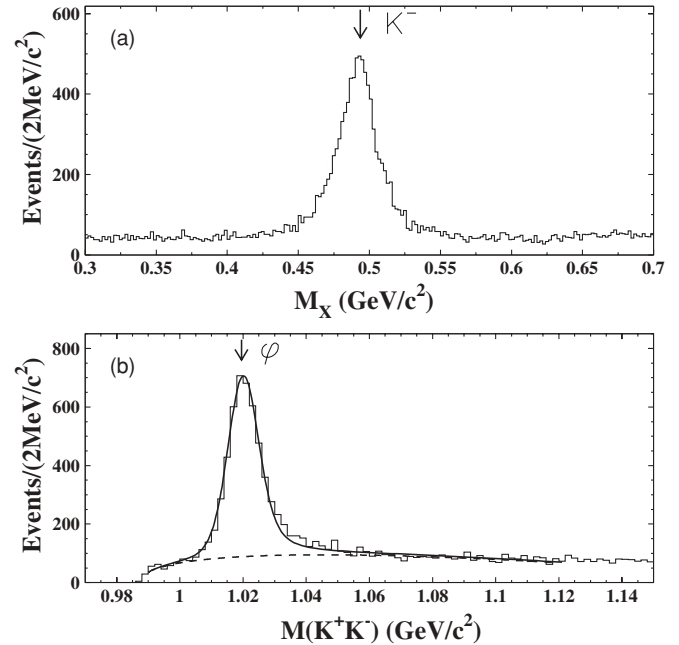


FIG. 2. (a) Missing mass distribution of the reaction  $\gamma d \rightarrow dK^+X$  for events near the  $\phi$ -meson mass [ $0.98 < M(K^+K^-) < 1.12$  GeV/ $c^2$ ]. (b) Invariant mass distribution for the  $K^+K^-$  pair after the selection of the missing  $K^-$ . The solid curve is a fit to the data. The dashed curve shows the contribution from background.

alternative choices. The background models for the nonresonant  $K^+K^-d$  and  $f_0$  photoproduction were parametrized by the differential cross section and photon-energy distribution of events in the sidebands of the  $\phi$ -meson peak. The dependence of the yield on the background function, fit range, and parametrization of the Breit-Wigner function were studied. The extracted yield changes between 3% and 9% depending on the yield extraction procedures.

The CLAS acceptance was determined by using a GEANT-based Monte Carlo simulation [15]. A phenomenological function was used in an event generator to model the kinematical distributions. The simulation was iterated to reproduce the measured  $t$ , photon energy, and decay angular distributions. The acceptance was between 10% and 20% in the kinematic region covered by the present measurements. The accuracy of the calculation of the acceptance was estimated from the comparison of results from the other event reconstruction topologies ( $dK^+K^-$ ,  $K^+K^-$ , and  $dK_s^0$  topologies) for which the acceptances were different from that for the  $dK^+$  topology. The differential cross sections for these topologies are shown in Fig. 3. They agree with each other within statistical uncertainties, indicating that the acceptance is understood as to the number of reconstructed tracks, charge combinations, and decay modes. The CLAS acceptance for multiparticle tracks depends on the kinematic distributions.

Supplemental simulations were performed to propagate statistical uncertainties of kinematic distributions in the event generator in the simulations. A double exponential dependence form was used for the  $t$  dependence in the event generator. The biggest uncertainty came from the description of the  $t$

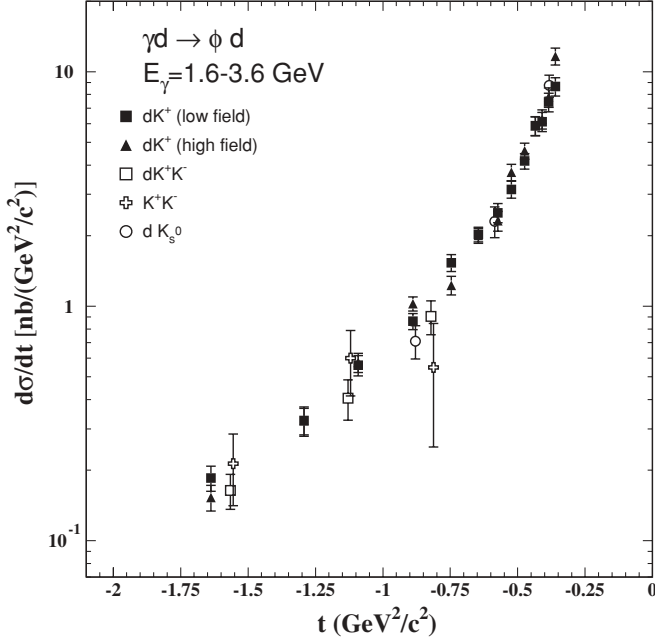


FIG. 3. Comparison of differential cross sections for  $\gamma d \rightarrow \phi d$  from various topologies in the range  $1.6 < E_\gamma < 3.6$  GeV. Only statistical uncertainties are shown.

distribution in the small  $|t|$  region where acceptance is the smallest. The systematic uncertainty on the acceptance was estimated from the difference in acceptance between different parametrization of the small  $|t|$  region. All unpolarized spin-density matrix elements were set to zero in the event generator. As shown later, decay angular distributions show all three elements are consistent with zero. The systematic uncertainty due to this assumption was estimated by the statistical uncertainties of the spin-density matrix elements. The systematic uncertainties due to the event generator and event reconstruction were estimated as 1–11% and 1–5%, respectively.

Systematic uncertainties in the yield extraction and acceptance were estimated as a function of photon energy and  $t$ ; they were between 4% and 13%. The combined systematic uncertainty for the luminosity and trigger efficiency was less than 10%. Systematic uncertainties from contributions from accidental tracks, target windows, and particle misidentification are less than a few percentages. The total systematic uncertainty was estimated as 11–17% by adding these uncertainties in quadrature.

The differential cross sections were measured in the ranges  $1.6 < E_\gamma < 2.6$  GeV and  $2.6 < E_\gamma < 3.6$  GeV [16]. They are given in Table I. Figure 4 shows the experimental data in the range  $2.6 < E_\gamma < 3.6$  GeV. The data are compared with theoretical calculations using a rescattering model [10,17]. In this model, the  $\gamma N \rightarrow \phi N$  amplitude was parametrized by using published data on the  $\gamma p \rightarrow \phi p$  reaction [18] and data from the proton target run during this experiment. This amplitude was convoluted with the deuteron wave function with a correction for the relativistic-recoil effect [10]. The double scattering process [Fig. 1(b)] is modeled by the generalized eikonal approximation [19]. The  $\sigma_{\phi N}$  and  $t$  dependence for

TABLE I. Differential cross sections for the reaction  $\gamma d \rightarrow \phi d$ . The second and third numbers in each field are the statistical and systematic uncertainties, respectively.

$t$ range ( $\text{GeV}^2/c^2$ )		$d\sigma/dt$ [ $\text{nb}/(\text{GeV}^2/c^2)$ ]	
$t_{\min}$	$t_{\max}$	$1.6 < E_\gamma < 2.6$ GeV	$2.6 < E_\gamma < 3.6$ GeV
-0.375	-0.350	$10.21 \pm 0.82$ (1.70)	$8.63 \pm 0.80$ (1.04)
-0.400	-0.375	$8.85 \pm 0.75$ (1.11)	$6.80 \pm 0.69$ (1.07)
-0.425	-0.400	$7.32 \pm 0.59$ (0.94)	$4.57 \pm 0.53$ (0.74)
-0.450	-0.425	$6.16 \pm 0.55$ (0.81)	$5.76 \pm 0.56$ (0.65)
-0.500	-0.450	$4.73 \pm 0.34$ (0.60)	$3.99 \pm 0.33$ (0.55)
-0.550	-0.500	$3.52 \pm 0.28$ (0.51)	$3.59 \pm 0.29$ (0.55)
-0.600	-0.550	$2.66 \pm 0.24$ (0.38)	$2.11 \pm 0.22$ (0.28)
-0.700	-0.600	$2.17 \pm 0.15$ (0.26)	$1.83 \pm 0.14$ (0.24)
-0.800	-0.700	$1.40 \pm 0.12$ (0.16)	$1.32 \pm 0.12$ (0.20)
-1.000	-0.800	$0.94 \pm 0.07$ (0.11)	$0.96 \pm 0.07$ (0.11)
-1.200	-1.000	$0.57 \pm 0.06$ (0.07)	$0.57 \pm 0.05$ (0.06)
-1.400	-1.200	$0.28 \pm 0.05$ (0.04)	$0.36 \pm 0.04$ (0.05)
-2.000	-1.400	$0.19 \pm 0.02$ (0.03)	$0.15 \pm 0.02$ (0.02)

the rescattering process are the inputs for the calculation. The model successfully reproduces the differential cross sections on coherent  $\rho$  photoproduction [10] using the inputs from the VMD.

The total model uncertainty is estimated to be about 20%. A 10% uncertainty was assigned to the parametrization of the  $\gamma N \rightarrow \phi N$  amplitude based on the  $\gamma p \rightarrow \phi p$  data. The

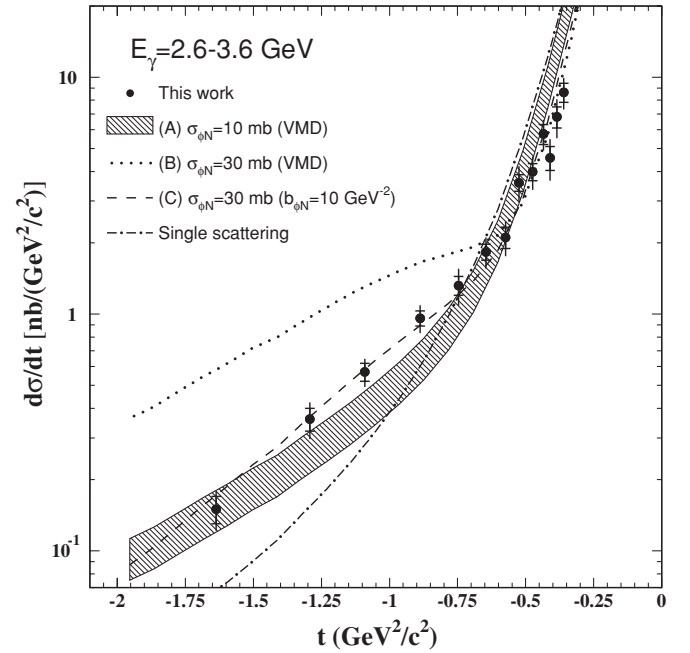


FIG. 4. Differential cross sections for the reaction  $\gamma d \rightarrow \phi d$ . The inner error bars shown are statistical uncertainty only, whereas the outer error bars are the sum of statistical and systematic uncertainties in quadrature. The curves A, B, and C are calculations from the rescattering model [10,17]; see text for details. The uncertainties on curves B and C are comparable to that of curve A but are not shown. The dot-dashed curve is a contribution from the single scattering diagram.



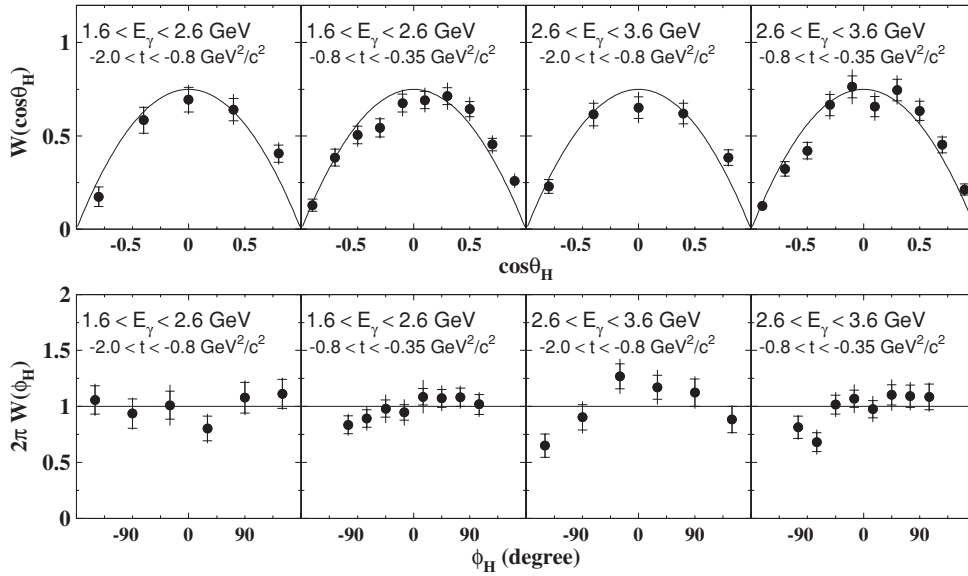


FIG. 5. Decay angular distributions of the  $\phi$  meson in the helicity frame. The inner error bars shown are statistical uncertainty only, whereas the outer error bars are the sum of statistical and systematic uncertainties in quadrature. Solid curves are the predictions from helicity conservation.

effect of spin-flip in the process  $\gamma N \rightarrow \phi N$  was ignored in the parametrization of the single scattering amplitude because the spin-flip amplitude is more suppressed in the coherent process than in the incoherent process. A 15% systematic uncertainty was assigned due to this effect [20]. An isospin dependence of the process  $\gamma N \rightarrow \phi N$  was not taken into account in the model, but Ref. [21] suggests such an effect is small.

In Fig. 4, curve A shows the  $t$  distribution calculated by using the VMD prediction for the  $\phi$ - $N$  cross section, i.e.,  $\sigma_{\phi N} = 10$  mb, and the same  $t$  distribution for the reaction  $\gamma N \rightarrow \phi N$  and the reaction  $\phi N \rightarrow \phi N$ . The contribution from the single scattering process is shown in the dot-dashed curve. The curve B corresponds to  $\sigma_{\phi N} = 30$  mb, inspired by Ref. [7], with the VMD assumption for the  $t$  distribution. It overestimates the data at large  $-t$  where the contribution from double scattering dominates. This implies that if the  $t$  distribution follows the VMD prediction,  $\sigma_{\phi N}$  is also consistent with the VMD prediction. In this case, inconsistency with the larger  $\sigma_{\phi N}$  from the  $A$ -dependence experiment [7] still remains.

However, the VMD picture may not be a good approximation in this photon energy range. The larger  $\sigma_{\phi N}$  from the  $A$ -dependence experiment [7] can be explained if the  $t$  distribution of the reaction  $\phi N \rightarrow \phi N$  differs from the VMD prediction. For example, it is possible for the virtual  $\phi$  to fluctuate to a  $K\bar{K}$  pair and have a larger cross section for the second interaction [22]. In this case, the  $t$  slope for the second interaction would be larger than that for the  $\gamma N \rightarrow \phi N$  reaction based on a general geometric relation between the  $t$  slope and the total cross section [23]. Following this hypothesis, cross sections were calculated with  $\sigma_{\phi N} = 30$  mb using a larger exponential  $t$  slope,  $b_{\phi N} = 10$  (GeV/c) $^{-2}$ , in the second interaction (curve C). The curves A and C describe the data equally well. Although the current data do not allow one to extract the  $\sigma_{\phi N}$  and the  $t$  slope independently due to the strong correlation between them, it suggests that a larger  $\sigma_{\phi N}$  than the VMD prediction is possible if a larger  $t$ -slope parameter for the  $\phi$ - $N$  interaction is assumed.

In addition to the differential cross sections, the decay angular distributions of the  $\phi$  meson were also measured in the helicity frame [11]. The direction of the  $\phi$ -meson momentum in the CM system was chosen as the  $z$  axis, and the polar angle and azimuthal angle between the  $K^+$  momentum and the  $\phi$ -meson production plane were defined as  $\theta_H$  and  $\phi_H$  in the  $\phi$ -meson rest frame. Figure 5 shows the projections of the decay angular distributions onto  $\cos\theta_H$  and  $\phi_H$  in the ranges  $-0.8 < t < -0.35$  GeV $^2/c^2$  and  $-2.0 < t < -0.8$  GeV $^2/c^2$  in each photon energy region. The data are consistent with the prediction from helicity conservation (solid curves), i.e., the spin of the  $\phi$  meson is aligned to the momentum of the  $\phi$  meson. This is similar to what was observed in the  $\phi$  photoproduction on the proton [24,25]. In the larger  $-t$  region, the double-scattering contribution becomes more important. No drastic change is observed from the smaller  $-t$  to the larger  $-t$  region, implying that the spin structure of the single- and double-scattering processes are similar.

In summary, we have presented the first measurement of the differential cross sections and decay angular distributions for coherent  $\phi$  photoproduction on the deuteron up to  $t = -2.0$  GeV $^2/c^2$ . The differential cross sections at large  $-t$  exhibit a contribution from double scattering. The data are consistent with  $\sigma_{\phi N} = 10$  mb in a framework of VMD. The data also provide a possible explanation for larger  $\sigma_{\phi N}$  if the  $t$  slope for  $\phi N \rightarrow \phi N$  is larger than the VMD value from  $\gamma p \rightarrow \phi p$ . The decay angular distributions follow the prediction from helicity conservation.

This measurement demonstrates a new approach to the study of the  $\phi$ - $N$  interaction in the low-energy region where VMD is not necessarily a good approximation. Further measurements at higher photon energies [26], at very small  $-t$  [27], as well as an  $A$ -dependence study in  $e^+e^-$  decay [28] will make it possible to map out details of the energy and  $t$  dependences of the  $\phi$ - $N$  interaction.

We thank the staff of the Accelerator and Physics Divisions at Jefferson Lab who made this experiment possible.

We acknowledge useful discussions with T. Rogers, M. Sargsian, M. Strikman, and A. Titov. This work was supported in part by the Italian Istituto Nazionale de Fisica Nucleare, the French Centre National de la Recherche Scientifique and Commissariat à l'Énergie Atomique, the Korea Research Foundation, the U.S. Department

of Energy and the National Science Foundation, and the UK Engineering and Physical Science Research Council. Jefferson Science Associates (J.S.A.) operates the Thomas Jefferson National Accelerator Facility for the United States Department of Energy under contract DE-AC05-06OR23177.

- 
- [1] A. Donnachie, H. G. Dosch, P. V. Landshoff, and O. Nachtmann, *Pomeron Physics and QCD* (Cambridge University Press, New York, 2002).
- [2] H. Gao, T. S. H. Lee, and V. Marinov, Phys. Rev. C **63**, 022201(R) (2001).
- [3] H. J. Behrend *et al.*, Nucl. Phys. **B144**, 22 (1978).
- [4] A. Sibirtsev, H. W. Hammer, U. G. Meissner, and A. W. Thomas, Eur. Phys. J. A **29**, 209 (2006).
- [5] H. J. Lipkin, Phys. Rev. Lett. **16**, 1015 (1966).
- [6] A. H. Rosenfeld and P. Söding, *Properties of the Fundamental Interactions* (Editrice Compositori, Bologna, 1973), Vol. 9, p. 882.
- [7] T. Ishikawa *et al.*, Phys. Lett. **B608**, 215 (2005).
- [8] D. Cabrera, L. Roca, E. Oset, H. Toki, and M. J. Vicente Vacas, Nucl. Phys. **A733**, 130 (2004).
- [9] P. Muhlich and U. Mosel, Nucl. Phys. **A765**, 188 (2006).
- [10] L. Frankfurt *et al.*, Nucl. Phys. **A622**, 511 (1997).
- [11] K. Schilling, P. Seyboth, and G. E. Wolf, Nucl. Phys. **B15**, 397 (1970).
- [12] B. A. Mecking *et al.*, Nucl. Instrum. Methods A **503**, 513 (2003).
- [13] W. M. Yao *et al.* (Particle Data Group), J. Phys. G **33**, 1 (2006).
- [14] K. Lukashin *et al.*, Phys. Rev. C **63**, 065205 (2001).
- [15] R. Brun, R. Hagelberg, M. Hansroul, and J. C. Lassalle (1978), CERN-DD-78-2-REV.
- [16] Jefferson Laboratory CLAS physics database, <http://clasweb.jlab.org/physicsdb>.
- [17] T. C. Rogers, M. M. Sargsian, and M. I. Strikman, Phys. Rev. C **73**, 045202 (2006).
- [18] E. Anciant *et al.*, Phys. Rev. Lett. **85**, 4682 (2000).
- [19] L. L. Frankfurt, M. M. Sargsian, and M. I. Strikman, Phys. Rev. C **56**, 1124 (1997).
- [20] A. I. Titov (private communication, 2006).
- [21] A. I. Titov, T. S. H. Lee, and H. Toki, Phys. Rev. C **59**, R2993 (1999).
- [22] T. C. Rogers, M. M. Sargsian, and M. Strikman (private communication, 2006).
- [23] B. Povh and J. Hufner, Phys. Rev. Lett. **58**, 1612 (1987).
- [24] K. McCormick *et al.*, Phys. Rev. C **69**, 032203 (2004).
- [25] T. Mibe *et al.*, Phys. Rev. Lett. **95**, 182001 (2005).
- [26] R. Gothe, M. Holtrop, E. Smith, S. Stepanyan *et al.*, Jefferson Laboratory experiment E04-010, PAC25 proposal.
- [27] W. C. Chang *et al.*, nucl-ex/0703034.
- [28] M. H. Wood *et al.* (2006), CLAS Approved Analysis proposal.