

1-1-2007

Experimental Study of Exclusive $2H(e,e'p)n$ Reaction Mechanisms at High Q^2

K. S. Egiyan

Angela Biselli

Fairfield University, abiselli@fairfield.edu

CLAS Collaboration

Copyright American Physical Society Publisher final version available at prl.aps.org/pdf/PRL/v98/i26/e262502

Peer Reviewed

Repository Citation

Egiyan, K. S.; Biselli, Angela; and CLAS Collaboration, "Experimental Study of Exclusive $2H(e,e'p)n$ Reaction Mechanisms at High Q^2 " (2007). *Physics Faculty Publications*. 71.
<http://digitalcommons.fairfield.edu/physics-facultypubs/71>

Published Citation

K. S. Egiyan et al. [the CLAS Collaboration], "Experimental Study of Exclusive $2H(e,e'p)n$ Reaction Mechanisms at High Q^2 ", *Physical Review Letters* 98.26 (2007) DOI: 10.1103/PhysRevLett.98.262502

This Article is brought to you for free and open access by the Physics Department at DigitalCommons@Fairfield. It has been accepted for inclusion in Physics Faculty Publications by an authorized administrator of DigitalCommons@Fairfield. For more information, please contact digitalcommons@fairfield.edu.

Experimental Study of Exclusive ${}^2\text{H}(e, e'p)n$ Reaction Mechanisms at High Q^2

K. S. Egiyan,^{1,2,*} G. Asryan,¹ N. Gevorgyan,¹ K. A. Griffioen,³ J. M. Laget,^{2,†} S. E. Kuhn,⁴ G. Adams,³⁶ M. J. Amarian,⁴ P. Ambrozewicz,¹⁷ M. Anghinolfi,²³ G. Audit,¹¹ H. Avakian,² H. Bagdasaryan,^{1,4} N. Baillie,³ J. P. Ball,⁶ N. A. Baltzell,³⁹ S. Barrow,¹⁸ V. Baturine,²⁸ M. Battaglieri,²³ I. Bedlinskiy,²⁶ M. Bektasoglu,^{4,‡} M. Bellis,^{36,9} N. Benmouna,¹⁹ B. L. Berman,¹⁹ A. S. Biselli,¹⁶ L. Blaszczyk,¹⁸ S. Bouchigny,²⁴ S. Boiarinov,² R. Bradford,⁹ D. Branford,¹⁴ W. J. Briscoe,¹⁹ W. K. Brooks,² S. Bültmann,⁴ V. D. Burkert,² C. Butuceanu,^{3,§} J. R. Calarco,³² S. L. Careccia,⁴ D. S. Carman,² A. Cazes,³⁹ S. Chen,¹⁸ P. L. Cole,^{2,21} P. Collins,⁶ P. Coltharp,¹⁸ D. Cords,^{2,*} P. Corvisiero,²³ D. Crabb,⁴² V. Crede,¹⁸ J. P. Cummings,³⁶ N. Dashyan,¹ R. De Masi,¹¹ R. De Vita,²³ E. De Sanctis,²² P. V. Degtyarenko,² H. Denizli,³⁵ L. Dennis,¹⁸ A. Deur,² K. V. Dharmawardane,⁴ R. Dickson,⁹ C. Djalali,³⁹ G. E. Dodge,⁴ J. Donnelly,²⁰ D. Doughty,^{12,2} M. Dugger,⁶ S. Dytman,³⁵ O. P. Dzyubak,³⁹ H. Egiyan,^{3,2,||} L. El Fassi,⁵ L. Elouadrhiri,² P. Eugenio,¹⁸ R. Fatemi,⁴² G. Fedotov,³¹ G. Feldman,¹⁹ R. J. Feuerbach,⁹ R. Fersch,³ M. Garçon,¹¹ G. Gavalian,^{32,4} G. P. Gilfoyle,³⁸ K. L. Giovanetti,²⁷ F. X. Girod,¹¹ J. T. Goetz,⁷ A. Gonenc,¹⁷ C. I. O. Gordon,²⁰ R. W. Gothe,³⁹ M. Guidal,²⁴ M. Guillo,³⁹ N. Guler,⁴ L. Guo,² V. Gyurjyan,² C. Hadjidakis,²⁴ K. Hafidi,⁵ H. Hakobyan,¹ R. S. Hakobyan,¹⁰ C. Hanretty,¹⁸ J. Hardie,^{12,2} F. W. Hersman,³² K. Hicks,³⁴ I. Hleiqawi,³⁴ M. Holtrop,³² C. E. Hyde-Wright,⁴ Y. Ilieva,¹⁹ D. G. Ireland,²⁰ B. S. Ishkhanov,³¹ E. L. Isupov,³¹ M. M. Ito,² D. Jenkins,⁴¹ H. S. Jo,²⁴ K. Joo,^{2,13} H. G. Juengst,⁴ N. Kalantarians,⁴ J. D. Kellie,²⁰ M. Khandaker,³³ W. Kim,²⁸ A. Klein,⁴ F. J. Klein,¹⁰ A. V. Klimenko,⁴ M. Kossov,²⁶ Z. Krahn,⁹ L. H. Kramer,^{17,2} V. Kubarovsky,³⁶ J. Kuhn,^{36,9} S. V. Kuleshov,²⁶ J. Lachniet,^{9,4} J. Langheinrich,³⁹ D. Lawrence,³⁰ Ji Li,³⁶ K. Livingston,²⁰ H. Y. Lu,³⁹ M. MacCormick,²⁴ C. Marchand,¹¹ N. Markov,¹³ P. Mattione,³⁷ S. McAleer,¹⁸ B. McKinnon,²⁰ J. W. C. McNabb,⁹ B. A. Mecking,² S. Mehrabyan,³⁵ J. J. Melone,²⁰ M. D. Mestayer,² C. A. Meyer,⁹ T. Mibe,³⁴ K. Mikhailov,²⁶ R. Minehart,⁴² M. Mirazita,²² R. Miskimen,³⁰ V. Mokeev,³¹ K. Moriya,⁹ S. A. Morrow,^{24,11} M. Moteabbed,¹⁷ J. Mueller,³⁵ E. Munevar,¹⁹ G. S. Mutchler,³⁷ P. Nadel-Turonski,¹⁹ R. Nasseripour,³⁹ S. Niccolai,^{19,24} G. Niculescu,^{34,27} I. Niculescu,^{2,27} B. B. Niczyporuk,² M. R. Niroula,⁴ R. A. Niyazov,^{4,2} M. Nozar,² G. V. O'Rielly,¹⁹ M. Osipenko,^{23,31} A. I. Ostrovidov,¹⁸ K. Park,²⁸ E. Pasyuk,⁶ C. Paterson,²⁰ S. Anefalos Pereira,²² J. Pierce,⁴² N. Pivnyuk,²⁶ D. Pocanic,⁴² O. Pogorelko,²⁶ S. Pozdniakov,²⁶ B. M. Preedom,³⁹ J. W. Price,⁸ Y. Prok,^{42,¶} D. Protopopescu,^{32,20} B. A. Raue,^{17,2} G. Riccardi,¹⁸ G. Ricco,²³ M. Ripani,²³ B. G. Ritchie,⁶ F. Ronchetti,²² G. Rosner,²⁰ P. Rossi,²² F. Sabatié,¹¹ J. Salamanca,²¹ C. Salgado,³³ J. P. Santoro,^{10,2} V. Sapunenko,² R. A. Schumacher,⁹ V. S. Serov,²⁶ Y. G. Sharabian,² N. V. Shvedunov,³¹ A. V. Skabelin,²⁹ E. S. Smith,² L. C. Smith,⁴² D. I. Sober,¹⁰ D. Sokhan,¹⁴ A. Stavinsky,²⁶ S. S. Stepanyan,²⁸ S. Stepanyan,² B. E. Stokes,¹⁸ P. Stoler,³⁶ S. Strauch,^{19,39} M. Taiuti,²³ D. J. Tedeschi,³⁹ U. Thoma,^{2,25,15,**} A. Tkabladze,¹⁹ S. Tkachenko,⁴ L. Todor,⁹ C. Tur,³⁹ M. Ungaro,^{36,13} M. F. Vineyard,^{40,38} A. V. Vlassov,²⁶ D. P. Watts,^{20,**} L. B. Weinstein,⁴ D. P. Weygand,² M. Williams,⁹ E. Wolin,² M. H. Wood,^{39,‡‡} A. Yegneswaran,² L. Zana,³² J. Zhang,⁴ B. Zhao,¹³ and Z. W. Zhao³⁹

(CLAS Collaboration)

¹Yerevan Physics Institute, 375036 Yerevan, Armenia

²Thomas Jefferson National Accelerator Facility, Newport News, Virginia 23606, USA

³College of William and Mary, Williamsburg, Virginia 23187-8795, USA

⁴Old Dominion University, Norfolk, Virginia 23529, USA

⁵Argonne National Laboratory, Argonne, Illinois 60439, USA

⁶Arizona State University, Tempe, Arizona 85287-1504, USA

⁷University of California at Los Angeles, Los Angeles, California 90095-1547, USA

⁸California State University, Dominguez Hills, Carson, California 90747, USA

⁹Carnegie Mellon University, Pittsburgh, Pennsylvania 15213, USA

¹⁰Catholic University of America, Washington, D.C. 20064, USA

¹¹CEA-Saclay, Service de Physique Nucléaire, 91191 Gif-sur-Yvette, France

¹²Christopher Newport University, Newport News, Virginia 23606, USA

¹³University of Connecticut, Storrs, Connecticut 06269, USA

¹⁴Edinburgh University, Edinburgh EH9 3JZ, United Kingdom

¹⁵Emmy-Noether Foundation, Germany

¹⁶Fairfield University, Fairfield, Connecticut 06824, USA

¹⁷Florida International University, Miami, Florida 33199, USA

¹⁸Florida State University, Tallahassee, Florida 32306, USA

- ¹⁹The George Washington University, Washington, D.C. 20052, USA
²⁰University of Glasgow, Glasgow G12 8QQ, United Kingdom
²¹Idaho State University, Pocatello, Idaho 83209, USA
²²INFN, Laboratori Nazionali di Frascati, 00044 Frascati, Italy
²³INFN, Sezione di Genova, 16146 Genova, Italy
²⁴Institut de Physique Nucleaire ORSAY, Orsay, France
²⁵Institute für Strahlen und Kernphysik, Universität Bonn, Germany
²⁶Institute of Theoretical and Experimental Physics, Moscow, 117259, Russia
²⁷James Madison University, Harrisonburg, Virginia 22807, USA
²⁸Kyungpook National University, Daegu 702-701, South Korea
²⁹Massachusetts Institute of Technology, Cambridge, Massachusetts 02139-4307, USA
³⁰University of Massachusetts, Amherst, Massachusetts 01003, USA
³¹General Nuclear Physics Institute, Moscow State University, 119899 Moscow, Russia
³²University of New Hampshire, Durham, New Hampshire 03824-3568, USA
³³Norfolk State University, Norfolk, Virginia 23504, USA
³⁴Ohio University, Athens, Ohio 45701, USA
³⁵University of Pittsburgh, Pittsburgh, Pennsylvania 15260, USA
³⁶Rensselaer Polytechnic Institute, Troy, New York 12180-3590, USA
³⁷Rice University, Houston, Texas 77005-1892, USA
³⁸University of Richmond, Richmond, Virginia 23173, USA
³⁹University of South Carolina, Columbia, South Carolina 29208, USA
⁴⁰Union College, Schenectady, New York 12308, USA
⁴¹Virginia Polytechnic Institute and State University, Blacksburg, Virginia 24061-0435, USA
⁴²University of Virginia, Charlottesville, Virginia 22901, USA
(Received 9 January 2007; published 27 June 2007)

The reaction ${}^2\text{H}(e, e'p)n$ has been studied with full kinematic coverage for photon virtuality $1.75 < Q^2 < 5.5 \text{ GeV}^2$. Comparisons of experimental data with theory indicate that for very low values of neutron recoil momentum ($p_n < 100 \text{ MeV}/c$) the neutron is primarily a spectator and the reaction can be described by the plane-wave impulse approximation. For $100 < p_n < 750 \text{ MeV}/c$, proton-neutron rescattering dominates the cross section, while Δ production followed by the $N\Delta \rightarrow NN$ transition is the primary contribution at higher momenta.

DOI: [10.1103/PhysRevLett.98.262502](https://doi.org/10.1103/PhysRevLett.98.262502)

PACS numbers: 25.10.+s, 25.30.Fj

The Continuous Electron Beam Accelerator Facility (CEBAF) at Jefferson Laboratory (JLab) has opened a new frontier in the study of the structure of nuclei with the $(e, e'p)$ reaction for high virtuality Q^2 up to 6 GeV^2 of the exchanged photon. In the simplest picture, the plane-wave impulse approximation (PWIA), this reaction allows us to directly access the momentum distribution of protons in nuclei. The complete picture is more complicated since final state interactions (FSIs), meson exchange currents (MECs), and contributions from excited states of the nucleon can all play an important role. To elucidate their relative importance, a measurement on deuterium provides a “gold standard” since its wave function in terms of nucleon degrees of freedom is well understood. This Letter reports the first comprehensive study of the ${}^2\text{H}(e, e'p)n$ exclusive reaction with full kinematic coverage, which allows us to identify and quantify the dominant mechanisms at large Q^2 .

At lower Q^2 ($< 1 \text{ GeV}^2$), the ${}^2\text{H}(e, e'p)n$ reaction was studied at Saclay, Amsterdam, Mainz, and Bates, but its interpretation suffered from large corrections due to FSI, MECs, and the intermediate Δ contribution. A survey prior to 1990 can be found in Ref. [1]. The first study of the exclusive ${}^2\text{H}(e, e'p)n$ reaction at JLab has been carried out in Hall A [2]. The cross section was measured as a function

of recoil momentum p_n up to $550 \text{ MeV}/c$ in perpendicular kinematics but still at low $Q^2 = 0.68 \text{ GeV}^2$. At low ($< 300 \text{ MeV}/c$) recoil momentum, these data can be described to within $1-2\sigma$ by PWIA, while at higher momenta FSIs and the Δ contribution must be included. Two new experiments have been carried out at high Q^2 : the first in Hall A [3] for $Q^2 < 3.5 \text{ GeV}^2$, in dedicated kinematics settings, and the second in Hall B [4] for $1.75 < Q^2 < 5.5 \text{ GeV}^2$, in the full available phase space, which is reported in this Letter.

The experiment has been performed using the CEBAF large-acceptance spectrometer (CLAS) [5], which consists of six sectors, each functioning as an independent magnetic spectrometer. Each sector is instrumented with multiwire drift chambers, time-of-flight scintillator counters covering polar angles $8^\circ < \theta < 143^\circ$, gas-filled threshold Cherenkov counters (CCs), and lead-scintillator sandwich-type electromagnetic calorimeters (ECs) covering $8^\circ < \theta < 45^\circ$. The CLAS was triggered on scattered electrons identified by a coincidence between EC and CC signals in a given sector. An extended account of the analysis can be found in Ref. [6], and we briefly discuss now its main steps.

A 5.761 GeV electron beam impinged on a target cell of liquid deuterium about 5 cm long and 0.7 cm in diameter, positioned on the beam axis close to the center of CLAS.

The target entrance and exit windows were 15 μm Al foils. A 4 cm vertex cut for the scattered electron selected events from the central part of the target and eliminated events from the windows. The CLAS vertex resolution [5] of $\sigma = 2$ mm allowed us to estimate a background from the windows of $<0.5\%$ [6].

Electrons and protons from the reaction ${}^2\text{H}(e, e'p)n$ were selected in fiducial regions of CLAS, where the particle detection efficiency is high and nearly constant. Both the CC and the EC were used to distinguish electrons from pions for momenta <2.8 GeV/ c , whereas only the EC was used for momenta >2.8 GeV/ c , where the CC became sensitive to pions. Reference [6] reports that π^- contamination is $<2\%$ depending on Q^2 . The data were corrected for this effect. The protons were identified using tracking and time of flight [5].

The electron detection efficiency depends on the drift-chamber inefficiency (2.5%) and the π^- rejection cuts in the EC (2.5%) and the CC (10%), on average. The proton detection efficiency depends on the π^+ rejection cut (2.5%) and the inefficiency of the drift chambers plus the time-of-flight scintillators (10%) [6].

The exclusive ${}^2\text{H}(e, e'p)n$ events were extracted from the data by requiring the missing mass to be that of the undetected recoil neutron. We measured the differential ${}^2\text{H}(e, e'p)n$ cross section as a function of Q^2 , p_n , and θ_n (the neutron polar angle with respect to the momentum transfer direction) and integrated it over ϕ_n (the azimuthal angle of the recoil neutron). All momenta and angles are given in the lab frame. The cross section was corrected for acceptance and radiative effects. The acceptance corrections were calculated using a Monte Carlo technique for all Q^2 , p_n , and θ_n bins and were applied event by event to every bin. Schwinger radiative corrections (typically 10%) were calculated with the formula given in Refs. [6,7], which neglects radiation of the outgoing proton.

Systematic uncertainties due to the pion contamination, electron and proton detection efficiency, beam intensity measurements, and target density are less than 1%. More important are the uncertainties from the effective target length (3.5%), acceptance corrections (5.5% point to point), background subtractions from the missing mass distributions (2%–3% average; 5.5% point to point), and radiative corrections (4%). The total experimental systematic uncertainty is 10% [6].

We have investigated the same reaction theoretically using the most recent predictions of Ref. [8], which have been programmed into a Monte Carlo code that generates events in the fiducial acceptance of CLAS. We sampled p_n , $\cos(\theta_n)$, ϕ_n , ϕ_e (the azimuthal angle of the scattered electron), and Q^2 from a flat distribution and then calculated all remaining momenta and angles. If the electron and the proton fell in the CLAS acceptance, we recorded the kinematics of the event in a form of an N -tuple [9], and we weighted it with the corresponding cross section, differen-

tial in p_n , $\cos(\theta_n)$, ϕ_n , Q^2 , and ϕ_e . The events were then binned identically to the experimental data using the same cuts. No normalization factors between theoretical and experimental data were used.

This model is an extension of earlier diagrammatic methods [10,11] to JLab kinematics. It incorporates four amplitudes: PWIA, MEC, high energy diffractive nucleon-nucleon elastic scattering (FSI), and intermediate Δ -nucleon rescattering (ΔN). Deuteron wave functions derived from both the Paris [12] and the Argonne V18 [13] potentials were used. The electron couples to the nucleons through a fully relativistic, on-shell nucleon current. The dipole parametrization was chosen for the magnetic form factors of the nucleon. The latest JLab data [14] were used for the proton electric form factor, while the Galster [15] parametrization was selected for the neutron electric form factor. The parameters of the NN amplitude are the same as in Ref. [8] and are fixed by the elastic scattering cross section. The π and ρ exchanges are taken into account in the MEC and ΔN formation amplitudes, as described in Ref. [11]. The electromagnetic $N \rightarrow \Delta$ transition form factor $F_{N\Delta}(Q^2) = (1 - Q^2/9)/(1 + Q^2/0.7)^2$ is driven by the world data (MAID parametrization [16]) and specifically by the highest Q^2 measurement [17] in Hall C at JLab. The most recent data set [18] from CLAS is lower by as much as 10% for $Q^2 < 3$ GeV 2 but is similar for $Q^2 > 3$ GeV 2 .

The calculated cross sections are shown in Figs. 1–4. Systematic uncertainties in the theoretical cross sections come from the on-shell approximation for the electron-nucleon current ($\sim 5\%$), the parametrization of the nucleon electromagnetic forms factors ($\sim 10\%$), the parametrization of the NN elastic scattering amplitude ($\sim 10\%$), and the parametrization of $F_{N\Delta}$ ($\sim 11\%$). Thus, the systematic uncertainties in the theoretical predictions are $\sim 12\%$ for the PWIA calculation at low recoil momenta and $\sim 20\%$ for the full calculation at large recoil momenta. Since the MEC amplitude in our Q^2 range is very small, the corresponding uncertainty can be neglected.

Figures 1 and 2 show the distributions in recoil neutron momentum integrated over the angular range $20^\circ < \theta_n < 160^\circ$, where acceptance corrections are well defined [6]. The experimental p_n distribution (statistical errors only are shown) drops by 3 orders of magnitude over the range 0–2 GeV/ c similar to the full theoretical calculations. For $p_n < 800$ MeV/ c , however, the data and calculations agree better than for higher p_n . Below $p_n = 250$ MeV/ c , quasielastic scattering of electrons on protons (the PWIA channel) dominates the cross section. Neutron-proton FSI dominates for $250 < p_n < 750$ MeV/ c , while intermediate Δ production is prominent for $p_n > 750$ MeV/ c , bringing the model close to the data. Both Paris [12] and Argonne V18 [13] wave functions show similar results for $p_n < 1$ GeV/ c , whereas above 1 GeV/ c the two wave functions differ strongly and lead to very different PWIA

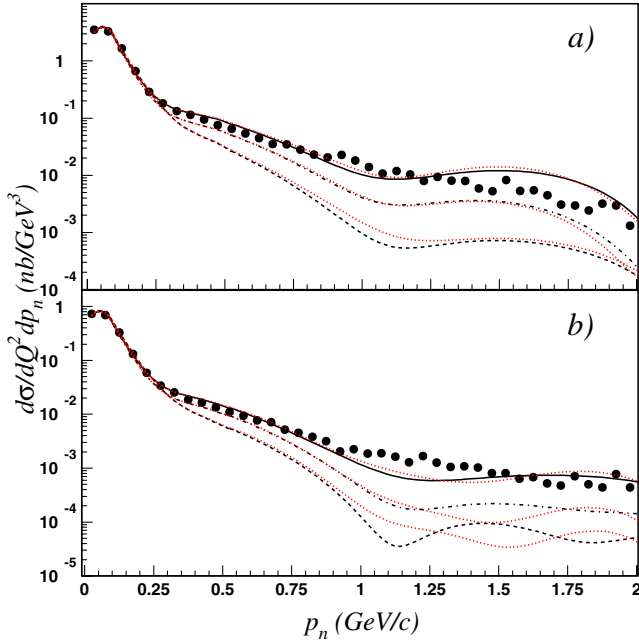


FIG. 1 (color online). The recoil neutron momentum distribution for (a) $Q^2 = 2 \pm 0.25 \text{ GeV}^2$ and (b) $Q^2 = 3 \pm 0.5 \text{ GeV}^2$. Dashed, dashed-dotted, and solid curves are calculations with the Paris potential for PWIA, PWIA + FSI, and PWIA + FSI + MEC + $N\Delta$, respectively. Dotted (red) curves are calculations with the AV18 potential.

contributions. However, the ΔN channel overwhelms the cross section here: Low momentum components of the wave function feed these higher values of p_n , and the sensitivity of the cross section to the high momentum

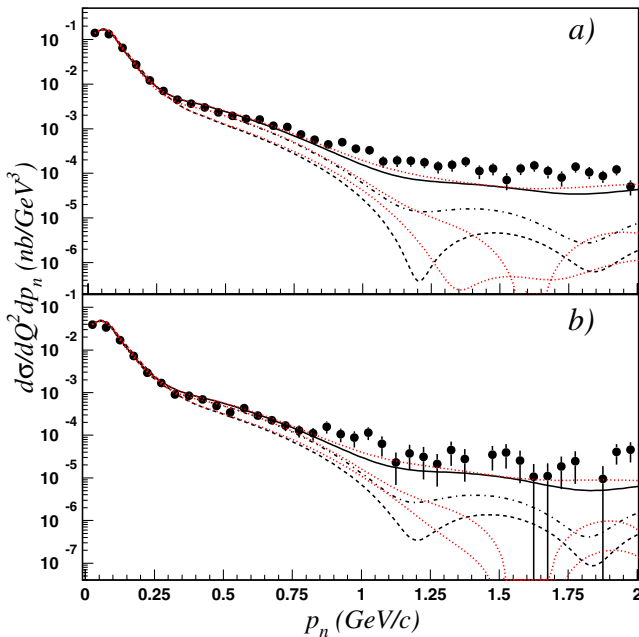


FIG. 2 (color online). The same as Fig. 1 for (a) $Q^2 = 4 \pm 0.5 \text{ GeV}^2$ and (b) $Q^2 = 5 \pm 0.5 \text{ GeV}^2$.

components of the wave function is lost. Nevertheless, the theory reproduces the trend and the magnitude of the data.

The remaining differences between theory and experiment are best seen quantitatively in the linear plots of angular distributions for various regions in p_n below 600 MeV/c. Figures 3 and 4 show neutron angular distributions (statistical errors only) for three ranges of p_n at $Q^2 = 2, 3, 4,$ and 5 GeV^2 . Each panel clearly shows the evolution of the interaction effects with p_n and θ_n , for a fixed value of Q^2 , and confirms the theoretical expectations of Refs. [19,20].

In the highest momentum range ($0.4 < p_n < 0.6 \text{ GeV}/c$), the angular distributions exhibit a large peak in the vicinity of $\theta_n = 70^\circ$. This effect comes from neutron-proton rescattering and corresponds to the on-shell propagation of the struck nucleon. It is maximal when the kinematics allow for rescattering on a nucleon almost at rest [10], which happens when $x = Q^2/2M\nu = 1$ (ν is the energy of the virtual photon, and M is the nucleon mass). The following physical picture emerges. The electron scatters primarily from a proton almost at rest. Since the total energy is larger than the sum of the masses of the two nucleons, the struck proton can propagate on-shell and rescatter off the neutron which is also nearly at rest. Two-body kinematics places the rescattering peak at about $\theta_n = 70^\circ$ for our kinematics. In the classical Glauber approximation, the nucleon propagator is linearized, recoil

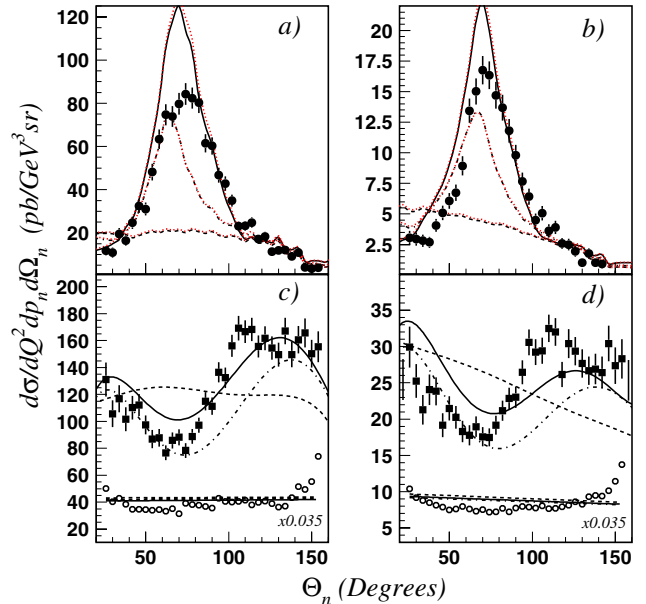


FIG. 3 (color online). The recoil neutron angular distribution for (a) $Q^2 = 2 \pm 0.25 \text{ GeV}^2$, $400 < p_n < 600 \text{ MeV}/c$, (b) $Q^2 = 3 \pm 0.5 \text{ GeV}^2$, $400 < p_n < 600 \text{ MeV}/c$, (c) $Q^2 = 2 \pm 0.25 \text{ GeV}^2$, $200 < p_n < 300 \text{ MeV}/c$, and (d) $Q^2 = 3 \pm 0.5 \text{ GeV}^2$, $200 < p_n < 300 \text{ MeV}/c$. The data for $p_n < 100 \text{ MeV}/c$ are plotted in the bottom part of (c) and (d) and scaled by 0.035. The curves have the same meaning as in Fig. 1.

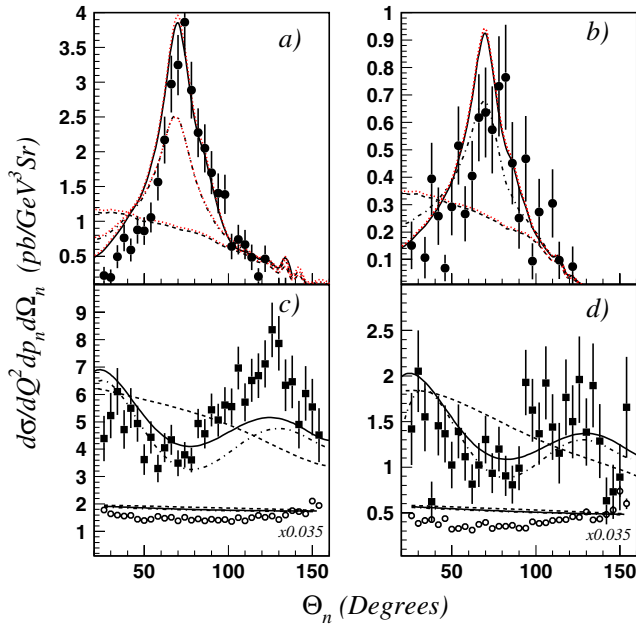


FIG. 4 (color online). The same as in Fig. 3 but for $Q^2 = 4 \pm 0.5 \text{ GeV}^2$ [(a) and (c)] and $Q^2 = 5 \pm 0.5 \text{ GeV}^2$ [(b) and (d)].

effects are neglected, and, therefore, the rescattering peak stays at $\theta_n = 90^\circ$ [21,22]. This has been fixed in the generalized eikonal approximation [19], which takes into account higher order recoil terms in the nucleon propagator. In the diagrammatic approach, the full kinematics are taken into account from the beginning [8,10].

A Δ resonance produced on a nucleon at rest at $x = [1 + (M_\Delta^2 - M^2)/Q^2]^{-1} < 1$ can propagate on-shell and rescatters from the second nucleon also at rest [8]. This contribution shifts the rescattering peak toward larger angles and brings the theory into better agreement with experiment. It also decreases faster with Q^2 , consistent with the steeper variation of the $N \rightarrow \Delta$ transition electromagnetic form factor as compared to the dipole parametrization of the nucleon form factors. The excess theoretical cross section at $Q^2 = 2 \text{ GeV}^2$ is a reflection of our linear fit to the ratio of $N \rightarrow \Delta$ and dipole form factors. A better fit to the latest data [18] from CLAS leads to a reduction of the peak by $\sim 15\%$ for $Q^2 < 3 \text{ GeV}^2$, in better agreement with experiment.

In the intermediate momentum range ($0.2 < p_n < 0.3 \text{ GeV}/c$), FSIs suppress the quasielastic contribution in the vicinity of $x = 1$. Here the relative kinetic energy between the outgoing proton and neutron $T \sim Q^2/2M$ lies between 1 and 3 GeV. The nucleon-nucleon scattering amplitude is almost purely absorptive, and the FSI amplitude interferes destructively with the quasi-free amplitude. This induces a loss of flux for fast protons.

In the lowest momentum range ($p_n < 0.1 \text{ GeV}/c$), rescattering effects are small, and the experimental and theoretical angular distributions are similarly flat. The

magnitude of the experimental cross sections is well reproduced at low Q^2 , but the theory slightly exceeds the data at larger Q^2 . This effect has already been observed in the study of ${}^3\text{He}(e, e'p){}^2\text{H}$ at low recoil momentum [23]. Whether it is related to the long-standing difficulty to get an accurate estimate of the acceptance at low recoil momenta [2] or whether it is due to relativistic effects in the deuteron wave function is an open problem.

In summary, this benchmark experiment demonstrates that the mechanisms of the exclusive ${}^2\text{H}(e, e'p)n$ reaction are well understood for $1.75 < Q^2 < 5.5 \text{ GeV}^2$. Theoretical and experimental cross sections agree within 20%, consistent with the systematic uncertainties ($\approx 15\%$ for theory and $\approx 10\%$ for experiment). Interaction effects do not disappear when the virtuality Q^2 increases. Proton-neutron rescattering (FSIs) and Δ production dominate over a large part of the phase space, except at backward angles ($\theta_n > 110^\circ$) or very low recoil momenta ($p_n < 100 \text{ MeV}/c$). These are the only windows that are left open to directly study the deuteron wave function or the bound nucleon form factors.

We thank the staff of the Accelerator and Physics Divisions at Jefferson Lab for their support. This work was supported in part by the U.S. Department of Energy (DOE), the National Science Foundation, the Armenian Ministry of Education and Science, the French Commissariat à l'Énergie Atomique, the French Centre National de la Recherche Scientifique, the Italian Istituto Nazionale di Fisica Nucleare, and the Korea Research Foundation. Jefferson Laboratory was operated by the Southeastern Universities Research Association (SURA) for the U.S. DOE under Contract No. DE-AC05-84ER40150.

*Deceased.

†laget@jlab.org

‡Present address: Ohio University, Athens, OH 45701, USA.

§Present address: University of Regina, Regina, SK S4S0A2, Canada.

|| Present address: University of New Hampshire, Durham, NH 03824-3568, USA.

¶ Present address: Massachusetts Institute of Technology, Cambridge, MA 02139-4307, USA.

**Present address: Physikalisches Institut der Universität Giessen, 35392 Giessen, Germany.

†† Present address: Edinburgh University, Edinburgh EH9 3JZ, United Kingdom.

‡‡ Present address: University of Massachusetts, Amherst, MA 01003, USA.

[1] J.M. Laget, in *Modern Topics in Electron Scattering*, edited by B. Frois and I. Sick (World Scientific, Singapore, 1991), p. 290.

[2] P. Ulmer *et al.*, Phys. Rev. Lett. **89**, 062301 (2002).

[3] W. Boeglin *et al.*, JLab experiment E-01-020.

- [4] K. Sh. Egiyan, K. Griffioen, and M. Strikman, JLab experiment E-94-019.
- [5] B. A. Mecking *et al.*, Nucl. Instrum. Methods Phys. Res., Sect. A **503**, 513 (2003).
- [6] K. Sh. Egiyan *et al.*, CLAS Note No. 2006-025, <http://www1.jlab.org/ul/Physics/Hall-B/clas/>.
- [7] L. Weinstein, Ph.D. thesis, MIT, 1988.
- [8] J. M. Laget, Phys. Lett. B **609**, 49 (2005).
- [9] R. Brun *et al.*, HBOOK, CERN Program Library No. Y250.
- [10] J. M. Laget, Phys. Rep. **69**, 1 (1981).
- [11] J. M. Laget, Nucl. Phys. **A579**, 333 (1994).
- [12] M. Lacombe *et al.*, Phys. Lett. **101B**, 139 (1981).
- [13] J. Forest *et al.*, Phys. Rev. C **54**, 646 (1996).
- [14] O. Gayou *et al.*, Phys. Rev. Lett. **88**, 092301 (2002).
- [15] S. Galster *et al.*, Nucl. Phys. **B32**, 221 (1971).
- [16] S. S. Kamalov *et al.*, Phys. Rev. C **64**, 032201 (2001).
- [17] V. V. Frolov *et al.*, Phys. Rev. Lett. **82**, 45 (1999).
- [18] M. Ungaro *et al.*, Phys. Rev. Lett. **97**, 112003 (2006).
- [19] L. L. Frankfurt, M. M. Sargsian, and M. I. Strikman, Phys. Rev. C **56**, 1124 (1997).
- [20] J. M. Laget, in *Proceedings of the Workshop on Color Transparency (CT97), Grenoble, 1997*, edited by E. Voutier (Jefferson Laboratory, VA, 1998); <http://isnpx0162.in2p3.fr/polder/ct97/Jlag/Jlag.html>.
- [21] A. Bianconi *et al.*, Phys. Rev. C **53**, 576 (1996).
- [22] C. Ciofi degli Atti, L. P. Kaptari, and D. Treleani, Phys. Rev. C **63**, 044601 (2001).
- [23] E. Penel-Nottaris, Ph.D. thesis, University of Grenoble, 2004.